

TM 5-4930-228-24P

TECHNICAL MANUAL

ORGANIZATIONAL, DIRECT SUPPORT AND GENERAL
SUPPORT MAINTENANCE REPAIR PARTS
AND SPECIAL TOOLS LIST (INCLUDING DEPOT MAINTENANCE
REPAIR PARTS AND SPECIAL TOOLS)

TANK AND PUMP UNIT, LIQUID DISPENSING
FOR TRUCK MOUNTING

(ADVANCED INDUSTRIES MODEL 1800)

FSN 4930-070-1181

This copy is a reprint which includes current
pages from Changes 1 through 5

HEADQUARTERS, DEPARTMENT OF THE ARMY

OCTOBER 1972

ORGANIZATIONAL, DIRECT SUPPORT AND GENERAL
 SUPPORT MAINTENANCE REPAIR PARTS
 AND SPECIAL TOOLS LISTS (INCLUDING DEPOT
 MAINTENANCE REPAIR PARTS AND SPECIAL TOOLS)

TANK AND PUMPING UNIT; LIQUID DISPENSING
 FOR TRUCK MOUNTING (ADVANCED INDUSTRIES
 MODEL 1800)

FSN 4930-070-1181

Current as of 4 October 1972

	Paragraph	Page
SECTION I. Introduction		
Scope _____	1	ii
General _____	2	iii
Explanation of columns _____	3	iii
Special information _____	4	v
How to locate repair parts _____	5	v
Abbreviations _____	6	v
Recommendations for maintenance publications improvements _____	7	vi
	Listing Page	Illust. Fig.
II. Repair Parts for Organizational Maintenance _____	1	
Group 01. Pumping assembly _____	1	1
02. Reel assembly, nozzle and fueling hose _____	2	
Reel assembly, fueling hose _____		2
Nozle and fueling hose assemblies _____		3
03. Reel assembly, ground cable _____	3	4
04. Manifold, hose and fittings _____	3	5
05. Filter/separator assembly _____	4	6
06. Pumping assembly, centrifugal _____	4	7
07. Engine muffler _____	5	8
08. Engine assembly _____	5	
Engine and fuel tank _____		9
Flywheel, shroud, starting rope, and sheave _____		10
Cylinder, block, head, carburetor and air cleaner _____		11
Magneto assembly _____		12
Governor and camshaft _____		16
09. Tank assembly, liquid storage _____	8	
Storage tank assembly _____		19
Manhole cover assembly _____		20
III. Special Tools, Test and Support Equipment for Organizational Maintenance— Not Applicable		
IV. Repair Parts for Direct Support, General Support, and Depot Maintenance _____	12	
Group 01. Pumping assembly _____	12	1
02. Reel assembly; nozzle and fueling hose _____	14	
Reel assembly, fueling hose _____		2
Nozzle and fueling hose assemblies _____		3
03. Reel Assembly, ground cable _____	17	4

	Listing Page	Illust. Fig.
Group 04 Manifold, hose and fittings -----	18	5
05. Filter/separator assembly -----	20	6
06. Pump assembly, centrifugal -----	21	7
07. Engine muffler -----	22	8
08. Engine assembly -----	22	
Engine and fuel tank -----		9
Flywheel, shroud, starting rope and sheave -----		10
Cylinder, block, head, carburetor and air cleaner -----		11
Magneto assembly -----		12
Crankshaft -----		13
Piston and connecting rod -----		14
Valves -----		15
Governor and camshaft -----		16
Governor control -----		17
Oil pump -----		18
09. Tank assembly, liquid storage -----	31	
Storage tank assembly -----		19
Manhole cover assembly -----		20
 SECTION V. Special tools, test and support equipment for direct support, general support and depot maintenance—not applicable		
 VI. Federal stock number and reference number index -----	55	

CHANGE
NO. 6

HEADQUARTERS
DEPARTMENT OF THE ARMY
WASHINGTON, D.C., 31 March 1993

Organizational, Direct Support and General
Support Maintenance Repair Parts
and Special Tools List (Including Depot Maintenance
Repair Parts and Special Tools)

**TANK AND PUMP UNIT, LIQUID DISPENSING
FOR TRUCK MOUNTING
(ADVANCED INDUSTRIES MODEL 1800)
FSN 4930-070-1181**

Current as of 14 July 1992

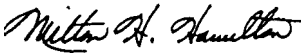
DISTRIBUTION STATEMENT A: Approved for public release; distribution is unlimited

TM 5-4930-228-24P, 24 October 1972, is changed as follows:

Page 20, Figure 6, Item 3. Change NSN from 5340-00-189-1736 to NSN 5340-00-943-2094, for Bolt, Machine, Hexagon Head.

By Order of the Secretary of the Army:

Official:


MILTON H. HAMILTON
*Administrative Assistant to the
Secretary of the Army*

03819

GORDON R. SULLIVAN
*General, United States Army
Chief of Staff*

DISTRIBUTION:

To be distributed in accordance with DA Form 12-25-E, block no. 5039, requirements for TM 5-4930-228-24P.

Changes in force: C2, C3, C4, and C5

TM 5-4930-228-24P
C 5

CHANGE

NO. 5

HEADQUARTERS
DEPARTMENT OF THE ARMY
WASHINGTON, D.C., 25 October 1989

Organizational, Direct Support and General
Support Maintenance Repair Parts
and Special Tools List (Including Depot Maintenance
Repair Parts and Special Tools)

TANK AND PUMP UNIT, LIQUID DISPENSING
FOR TRUCK MOUNTING
(ADVANCED INDUSTRIES MODEL 1800)
FSN 4930-070-1181

Approved for public release. Distribution is unlimited.

TM 5-4930-228-24P, 24 October 1972, is changed as follows:

Page 25, Figure 11, Item 33. Reference Number is changed from "L031B" to "LO-31B."

Pages 2, 3, 6, 7, 8, 9, 10, and 11 of Change 2, Group 06 -- Pump Assembly, Centrifugal, Figure 7.1. Delete "Group 06, Pump Assembly, Centrifugal" and all lines pertaining thereto and preceding Group 07 -- Engine Muffler.

Pages 12 and 13 of Change 2, Figure 7.1 Delete Figure 7.1, Sheet 1 of 2 and Sheet 2 of 2, "Motor and Pump Assembly."

All changes, additions or deletions of Federal Stock numbers or manufacturers' code and part numbers within this change should be appropriately reflected in the index.

By Order of the Secretary of the Army:

CARL E. VUONO
General, United States Army
Chief of Staff

Official:

WILLIAM J. MEEHAN, II
Brigadier General, United States Army
The Adjutant General

DISTRIBUTION:

To be distributed in accordance with DA Form 12-25A, Unit, Direct Support and General Support Maintenance requirements for Tank and Pump Unit, Liquid Dispensing, Truck Mounted (2000).

1/(2 Blank)

CHANGE }
NO. 4 }

HEADQUARTERS
DEPARTMENT OF THE ARMY
WASHINGTON, D.C., 23 June 1989

Organizational, Direct Support and General
Support Maintenance Repair Parts
and Special Tools List (Including Depot Maintenance
Repair Parts and Special Tools)

**TANK AND PUMP UNIT, LIQUID DISPENSING
FOR TRUCK MOUNTING
(ADVANCED INDUSTRIES MODEL 1800)
FSN 4930-070-1181**

Approved for public release. Distribution is unlimited.

TM 5-4930-228-24P, 24 October 1972, is changed as follows:

Page vi, paragraph 7 is superseded as follows:

7. Reporting of Errors and Recommending Improvements:

You can help improve this manual. If you find any mistake or you know of a way to improve the procedures, please let us know. Mail your letter, DA Form 2028, (Recommended Changes to Publications and Blank Forms) direct to: Commander, U.S. Army Troop Support Command, ATTN: AMSTR-MCTS, 4300 Goodfellow Blvd., St. Louis, MO 63120-1798. A reply will be furnished to you.

All changes, additions, or deletions of Federal stock numbers or manufacturers part numbers within these changes shall be reflected in the index.

Section III and V. Change, add or delete as shown on the following pages.

PAGE	LINE	ACTION	(1)	(2)	(3)	(4)	(5)	(6)				(7)		
			SMR CODE	FEDERAL STOCK NO.	DESCRIPTION REFERENCE NO. & MFR CODE	USABLE ON CODE	UNIT OF ISSUE	QTY INC IN	15 DAY ORGANIZATIONAL MAINT. ALLOWANCE	(A)	(B)	(C)	(D)	ILLUSTRATIONS (A) FIGURE NO.
SECTION III. REPAIR PARTS FOR ORGANIZATIONAL MAINTENECE														
GROUP 13-PUMP ASSEMBLY,KIT TANK 13226E2260 (97403)														
(IMMEDIATELY FOLLOWING MOTOR, DC(50380)X242-3A ADD THE FOLLOWING.)														
4	24	ADD	PO		PUMP ASSY KIT, TANK 13226E2260 (97403)	EA	1	*	*	*	*	7.2	1	
			PO	4720-01-071-2871	HOSE ASSY 13218E0152-206 (97403)	EA	1	*	*	*	*	7.2	2	
			PO	5330-00-612-2414	GASKET MS27030-6 (96906)	EA	2	*	*	*	*	7.2	3	
			PO	4730-00-938-7997	COUPLING HALF, QUICK DISCONNECT MS27022-11	EA	2	*	*	*	*	7.2	4	
			PO		TEE, PIPE M52618/1B09XA (81349)	EA	1	*	*	*	*	7.2	5	
			PO		COUPLING, HALF 13217E7129 (97403)	EA	1	*	*	*	*	7.2	6	
			PO		HOSE, ASSY 1318E0152-5 (97403)	EA	1	*	*	*	*	7.2	7	
			PO	5330-00-360-0595	GASKET MS27030-5 (96906)	EA	1	*	*	*	*	7.2	8	

PAGE	LINE	ACTION	(1)	(2)	(3)		(4)	(5)	(6)				(7)	
			SMR CODE	FEDERAL STOCK NO.	DESCRIPTION REFERENCE NO. & MFR CODE	USABLE ON CODE	UNIT OF ISSUE	QTY INC IN UNIT	15 DAY ORGANIZATIONAL MAINT. ALLOWANCE (A) (B) (C) (D) 1-5 6-20 21-50 51-100				ILLUSTRATIONS (A) (B) FIGURE ITEM NO.	
			PO	4730-00-649-9100	CAP, QUICK DISCONNECT MS27028 (96906)		EA	1	*	*	*	*	7.2	9
			PO	5305-00-782-9489	SCREW, CAP, HEXAGON MS90728-66 (96906)		EA	2	*	*	*	*	7.2	10
			PO	5310-00-627-6128	WASHER, LOCK MS35335-35 (96906)		EA	2	*	*	*	*	7.2	11
			X20		PUMP ASSY 13226E2288 (97403)		EA	2	*	*	*	*	7.2	12
			PO	5305-00-253-5618	SCREW, DRIVE MS21318-27 (96906)		EA	6	*	*	*	*	7.2	13
			X20		PLATE, INSTRUCTION 13226E2262 (97403)		EA	1	*	*	*	*	7.2	14
			PO	6150-01-191-9732	CABLE ASSY 13217E2964 (97403)		EA	1	*	*	*	*	7.3	1
			PO	5935-01-241-9740	CONNECTOR PLUG ELECTRICAL MS345W16S-4P (96906)		EA	1	*	*	*	*	7.3	2

PAGE	LINE	ACTION	(1)	(2)	(3)	(4)	(5)	(6)				(7)	
			SMR CODE	FEDERAL STOCK NO.	DESCRIPTION REFERENCE NO. & MFR CODE	USABLE ON CODE	UNIT OF ISSUE	QTY INC IN UNIT	15 DAY ORGANIZATIONAL MAINT. ALLOWANCE	(A)	(B)	(C)	(D)
	X10				CABLE, ELECTRICAL J-C-30THW03CK 2/1A (81348)	EA	1	*	*	*	*	7.3	3
	PO		6150-01-022-6004		CABLE ASSY 11682336-1 (19207)	EA	1	*	*	*	*	7.3	4
	PO				CONNECTOR 11682338 (19207)	EA	2	*	*	*	*	7.3	5
	PO		5305-00-958-0666		SCREW, MACHINE MS35226-50 (96906)	EA	12	*	*	*	*	7.3	6
	X20				COVER 11682344 (19207)	EA	2	*	*	*	*	7.3	7
	PO		5305-00-269-3234		SCREW, CAP, HEXAGON MS90727-58 (96906)	EA	4	*	*	*	*	7.3	8
	PO				WASHER, LOCK MS35338-46 (96906)	EA	4	*	*	*	*	7.3	9
	PO				CABLE, WIRE 11682337-1 (19207)	EA	1					7.3	10

PAGE	LINE	ACTION	(1)	(2)	(3)	(4)	(5)	(6)				(7)	
			SMR CODE	FEDERAL STOCK NO.	DESCRIPTION REFERENCE NO. & MFR CODE	USABLE ON CODE	UNIT OF ISSUE	QTY INC IN UNIT	15 DAY ORGANIZATIONAL MAINT. ALLOWANCE	(A)	(B)	(C)	(D)
			PO		ADAPTER CONNECTOR 11677570 (19207)	EA	1	*	*	*	*	7.3	11
	X20				ELBOW, 90 DEGREE 13217E7166 (97403)	EA	1	*	*	*	*	7.3	12
	PO		5310-00-732-0558		NUT, PLAIN, HEXAGON MS51967-8 (96906)	EA	6	*	*	*	*	7.3	13
	PO				WASHER, LOCK, SPRING MS35338-46 (96906)	EA	6	*	*	*	*	7.3	14
	PO		5310-00-080-6004		WASHER, FLAT MS27183-14 (96906)	EA	6	*	*	*	*	7.3	15
	PO		5305-00-821-3869		SCREW, CAP, HEXAGON MS90728-65 (96906)	EA	2	*	*	*	*	7.3	16
	X20				JUNCTION BOX ASSY 13227E6652 (97403)	EA	1	*	*	*	*	7.3	17
	X20				FITTING UNION 13217E7165-1 (97403)	EA	2	*	*	*	*	7.3	18

PAGE	LINE	ACTION	(1)	(2)	(3)		(4)	(5)	(6)				(7)		
			SMR CODE	FEDERAL STOCK NO.	DESCRIPTION REFERENCE NO. & MFR CODE	USABLE ON CODE	UNIT OF ISSUE	QTY INC IN UNIT	15 DAY ORGANIZATIONAL MAINT. ALLOWANCE				(A)	(B)	
									1-5	6-20	21-50	(D) 51-100	FIGURE NO.	ITEM NO.	
		ADD	PO			COVER, THREADED GUB0101 (15235)		EA	1	*	*	*	*	7.4	1
		ADD	PO	5330-01-019-8913		PACKING, PREFORMED GASK925 (15235)		EA	1	*	*	*	*	7.4	2
		ADD	PO	5310-00-934-9751		NUT, PLAIN, HEXAGON MS35650-302 (96906)		EA	2	*	*	*	*	7.4	3
		ADD	PO	5310-00-576-5752		WASHER, LOCK MS35333-39 (96906)		EA	9	*	*	*	*	7.4	4
		ADD	PO	5310-00-014-5850		WASHER, FLAT MS27183-42 (96906)		EA	9	*	*	*	*	7.4	5
		ADD	PO	5305-00-989-7435		SCREW, MACHINE MS35207-264 (96906)		EA	9	*	*	*	*	7.4	6
		ADD	PO	5945-01-219-6786		RELAY, SPST, K1 13217E7154 (97403)		EA	1	*	*	*	*	7.4	7
		ADD	PO	5310-00-723-2737		NUT, PLAIN, HEXAGON MS35690-524 (96906)		EA	4	*	*	*	*	7.4	8

PAGE	LINE	ACTION	(1)	(2)	(3)	(4)	(5)	(6)				(7)	
			SMR CODE	FEDERAL STOCK NO.	DESCRIPTION REFERENCE NO. & MFR CODE	USABLE ON CODE	UNIT OF ISSUE	QTY INC IN UNIT	15 DAY ORGANIZATIONAL MAINT. ALLOWANCE				(A)
								1-5	6-20	21-50	(D) 51-100	FIGURE NO.	ITEM NO.
		ADD	PO	5310-00-974-6623	WASHER, LOCK MS35338-140 (96906)	EA	4	*	*	*	*	7.4	9
		ADD	PO	5310-00-934-9765	NUT, PLAIN, HEXAGON MS35650-304 (96906)	EA	4	*	*	*	*	7.4	10
		ADD	PO	5310-00-933-8120	WASHER, LOCK MS35338-138 (96906)	EA	2	*	*	*	*	7.4	11
		ADD	PO		FILTER, RF 13217E7174 (96906)	EA	1	*	*	*	*	7.4	12
		ADD	PO	5310-00-997-1888	NUT, PLAIN, HEXAGON MS35649-2252 (96906)	EA	4	*	*	*	*	7.4	13
		ADD	PO	5310-00-582-5965	WASHER, LOCK MS35338-44 (96906)	EA	4	*	*	*	*	7.4	14
		ADD	PO	5310-00-934-9757	NUT, PLAIN, HEXAGON MS35649-282 (96906)	EA	2	*	*	*	*	7.4	15

PAGE	LINE	ACTION	(1)	(2)	(3)	(4)	(5)	(6)				(7)	
			SMR CODE	FEDERAL STOCK NO.	DESCRIPTION REFERENCE NO. & MFR CODE	USABLE ON CODE	UNIT OF ISSUE	QTY INC IN UNIT	15 DAY ORGANIZATIONAL MAINT. ALLOWANCE				(A)
								(A)	(B)	(C)	(D)	FIGURE NO.	ITEM ITEM
			PO	5310-00-045-3299	WASHER, LOCK MS35328-42 (96906)	EA	2	*	*	*	*	7.4	16
			X20		BRACKET, MOUNTING 13227E9783 (97403)	EA	1	*	*	*	*	7.4	17
			PO	5305-00-983-6730	SCREW, MACHINE MS35206-218 (96906)	EA	4	*	*	*	*	7.4	18
			PO	5310-00-193-7577	WASHER, LOCK MS35333-36 (96906)	EA	4	*	*	*	*	7.4	19
			PO	5310-00-956-1310	WASHER, FLAT MS27183-4 (96906)	EA	4	*	*	*	*	7.4	20
			PO		CONNECTOR, RECEPTACLE MS3102R16S-4S (96906)	EA	1	*	*	*	*	7.4	21
			X20	5935-00-184-7188	COVER, ELECTRICAL MS25043-16DA (96906)	EA	1	*	*	*	*	7.4	22

PAGE	LINE	ACTION	(1)	(2)	(3)	(4)	(5)	(6)				(7)	
			SMR CODE	FEDERAL STOCK NO.	DESCRIPTION REFERENCE NO. & MFR CODE	USABLE ON CODE	UNIT OF ISSUE	QTY INC IN UNIT	15 DAY ORGANIZATIONAL MAINT. ALLOWANCE (A) (B) (C) (D)				ILLUSTRATIONS (A) FIGURE NO.
			PO		CONNECTOR, PLUG MS52131-1 (96906)	EA	1	*	*	*	*	7.4	23
			PO	5340-01-059-0114	CAP, PROTECTIVE 11675004 (19207)	EA	1	*	*	*	*	7.4	24
			PO	5305-00-269-3233	SCREW, CAP, HEXAGON MS90727-57 (96906)	EA	2	*	*	*	*	7.4	25
			PO		WASHER, LOCK-SPRING MS35338-46 (96906)	EA	2	*	*	*	*	7.4	26
			O		LEAD, ELECTRICAL 13217E7141-1 (97403)	EA	1	*	*	*	*	7.4	27
			O		WIRE, ELECTRICAL TYPE E-16 (81349) MAKE FROM M16878/16BJE9, 3 IN. REQUIRED	IN	3	*	*	*	*	7.4	28
			PO	5940-00-283-5281	TERMINAL, LUG MS25036-109 (96906)	EA	1	*	*	*	*	7.4	29
			O	6150-01-253-8746	LEAD, ELECTRICAL 13217E7141-2 (97403)	EA	1	*	*	*	*	7.4	30

PAGE	LINE	ACTION	(1)	(2)	(3)	(4)	(5)	(6)				(7)		
			SMR CODE	FEDERAL STOCK NO.	DESCRIPTION REFERENCE NO. & MFR CODE	USABLE ON CODE	UNIT OF ISSUE	QTY INC IN UNIT	15 DAY MAINT. (A)	ORGANIZATIONAL ALLOWANCE (B)	(C)	(D)	ILLUSTRATIONS (A) FIGURE NO.	(B) ITEM
	0				WIRE, ELECTRICAL TYPE E-16 (81349) MAKE FROM M16878/16BJE9, 6 IN. REQUIRED		IN	1	*	*	*	*	7.4	31
	PO		5940-00-143-4780		TERMINAL LUG MS25036-108 (96906)		EA	2	*	*	*	*	7.4	32
	O				LEAD, ELECTRICAL 13217E7141-5 (97403)		EA	1	*	*	*	*	7.4	33
	O				WIRE, ELECTRICAL TYPE E-8 (81349) MAKE FROM M16878/15BNL9, 6 IN. REQUIRED		IN	6	*	*	*	*	7.4	34
	PO		5940-00-114-1306		TERMINAL LUG MS25036-117 (96906)		EA	3	*	*	*	*	7.4	35
	PO		5940-00-114-1305		TERMINAL LUG MS25036-116 (96906)		EA	2	*	*	*	*	7.4	36
	O				LEAD, ELECTRICAL 13217E7141-6 (97403)		EA	1	*	*	*	*	7.4	37
	O				WIRE, ELECTRICAL TYPE EE-16 (81349) MAKE FROM M16878/15BJE9, 6 IN. REQUIRED		IN	1	*	*	*	*	7.4	38

PAGE	LINE	ACTION	(1)	(2)	(3)	(4)	(5)	(6)				(7)	
			SMR CODE	FEDERAL STOCK NO.	DESCRIPTION REFERENCE NO. & MFR CODE	USABLE ON CODE	UNIT OF ISSUE	QTY INC IN UNIT	15 DAY ORGANIZATIONAL MAINT. ALLOWANCE (A) (B) (C) (D)				ILLUSTRATIONS (A) FIGURE NO.
		O		5940-00-143-4780	TERMINAL LUG MS25036-108 (96906)	EA	1	*	*	*	*	7.4	39
		PO		5940-00-143-4774	TERMINAL LUG MS25036-153	EA	1	*	*	*	*	7.4	40
		O		6150-01-214-5512	LEAD, ELECTRICAL 13217E7141-3 (97403)	EA	1	*	*	*	*	7.4	41
		O			WIRE, ELECTRICAL TYPE E-8 (81349) MAKE FROM M16878/15BNL9, 6 IN. REQUIRED	IN	1	*	*	*	*	7.4	42
		PO		5940-00-557-4345	TERMINAL LUG MS25036-118 (96906)	EA	2	*	*	*	*	7.4	43
		PO		5940-00-114-1306	TERMINAL LUG MS25036-117 (96906)	EA	2	*	*	*	*	7.4	44
		O			LEAD, ELECTRICAL 13217E7141-4 (97403)	EA	1	*	*	*	*	7.4	45
		O			WIRE, ELECTRICAL TYPE E-8 (81349) MAKE FROM M16878/15BNL9, 6 IN. REQUIRED	IN	6	*	*	*	*	7.4	46

PAGE	LINE	ACTION	(1)	(2)	(3)	(4)	(5)	(6)				(7)	
			SMR CODE	FEDERAL STOCK NO.	DESCRIPTION REFERENCE NO. & MFR CODE	USABLE ON CODE	UNIT OF ISSUE	QTY INC IN UNIT	15 DAY ORGANIZATIONAL MAINT. ALLOWANCE			(D)	ILLUSTRATIONS (A) FIGURE NO.
								1-5	6-20	21-50	51-100		
			O	5940-00-557-4345	TERMINAL LUG MS25036-118 (96906)	EA	1	*	*	*	*	7.4	47
			O	5940-00-114-1305	TERMINAL LUG MS25036-116 (96906)	EA	1	*	*	*	*	7.4	48
		X20			FITTING MS286755B (81349)	EA	2	*	*	*	*	7.4	49
		X20			JUNCTION BOX 13217E7132 (97403)	EA	1	*	*	*	*	7.4	50
			O	4730-00-649-9100	CAP, QUICK, DISCONNECT MS27028-11 (96906)	EA	1	*	*	*	*	7.5	1
		ADD	O	5330-00-612-2414	GASKET MS27030-6 (96906)	EA	1	*	*	*	*	7.5	2
			O	4730-00-938-7997	COUPLING HALF, QUICK PRIMING PORT MS27022-11 (96906)	EA	1	*	*	*	*	7.5	3
			O	4730-00-721-9639	COUPLING HALF, QUICK DISCHARGE 13217E6306 (97403)	EA	1	*	*	*	*	7.5	4

PAGE	LINE	ACTION	(1)	(2)	(3)	(4)	(5)	(6)				(7)	
			SMR CODE	FEDERAL STOCK NO.	DESCRIPTION REFERENCE NO. & MFR CODE	USABLE ON CODE	UNIT OF ISSUE	QTY INC IN UNIT	15 DAY ORGANIZATIONAL MAINT. ALLOWANCE				(A)
								1-5	6-20	21-50	51-100	FIGURE NO.	ITEM NO.
			O		COUPLING HALF, SUCTION 13217E7129 (94703)	EA	1	*	*	*	*	7.5	5
			O		PIPE, PLUG ANS-B16-14 (80204)	EA	1	*	*	*	*	7.5	7
			PO	5310-00-880-7746	NUT, PLAIN, HEXAGON MS51968-5 (96906)	EA	3	*	*	*	*	7.5	8
			X20	4730-00-991-6516	FLANGE, PIPE 13200E8814 (97403)	EA	1	*	*	*	*	7.5	9
			PO	4820-00-991-6517	FLAPPER, FOOT VALVE 13200E8810 (97403)	EA	1	*	*	*	*	7.5	10
			PO	5305-00-637-1119	SCREW, MACHINE MS35214-49 (96906)	EA	1	*	*	*	*	7.5	11
			X10		WEIGHT, CHECK VALVE 13200E8811 (97403)	EA	1	*	*	*	*	7.5	12
			X10		WEIGHT, CHECK VALVE 13200E8812 (97403)	EA	1	*	*	*	*	7.5	13

PAGE	LINE	ACTION	(1)	(2)	(3)	(4)	(5)	(6)				(7)	
			SMR CODE	FEDERAL STOCK NO.	DESCRIPTION REFERENCE NO. & MFR CODE	USABLE ON CODE	UNIT OF ISSUE	QTY INC IN UNIT	15 DAY ORGANIZATIONAL MAINT. ALLOWANCE	(A)	(B)	(C)	(D)
			PO	5330-00-792-6213	GASKET 13200E8813 (97403)	EA	1	*	*	*	*	7.5	14
			PO	5310-00-732-0560	NUT, PLAIN, HEXAGON MS51864-14 (96906)	EA	2	*	*	*	*	7.5	16
			PO	5310-00-809-5998	WASHER, FLAT MS27183-18 (96906)	EA	2	*	*	*	*	7.5	17
			X20		VOLUTE, PUMP 13200E8809 (97403)	EA	1	*	*	*	*	7.5	18
			PO	5330-00-263-8015	PACKING, PREFORMED	EA MS29513-273 (96906)	1	*	*	*	*	7.5	19
			PO		BUSHING, PIPE ANS-B16-14 (80204)	EA	1	*	*	*	*	7.5	34
			PO	4730-00-268-7479	BUSHING, PIPE	EA	1	*	*	*	*	7.5	39

PAGE	LINE	ACTION	(1)	(2)	(3)	(4)	(5)	30 DAY DS MAINT			30 DAY GS MAINT			1 YR A/W	ILLUSTRATION		
			SMR	FEDERAL	DESCRIPTION	UNIT	QTY	ALLOWANCE	ALLOWANCE	PER 100	(A)	(B)	(C)	(A)	(B)	(C)	EQUIP
			CODE	STOCK	REF. NO. &	USABLI OF	INC.	(A)	(B)	(C)	(A)	(B)	(C)	CNTGY	NO.	NO.	
					SECTION V. REPAIR PARTS FOR DS, GS, AND DEPOT MAINTENANCE												
					GROUP 13-PUMP ASSEMBLY												
21	24	ADD	PO		PUMP ASSY KIT, TANK 13226E2260 (97403)	EA	1	*	*	*	*	*	*		7.2	1	
			PO	4720-01-071-2871	HOSE ASSY 13218E0152-206 (97403)	EA	1	*	*	*	*	*	*		7.2	2	
			PO	5330-00-612-2414	GASKET MS270306 (96906)	EA	2	*	*	*	*	*	*		7.2	3	
			PO	4730-00-938-7997	COUPLING HALF, QUICK DISCONNECT MS27022-11	EA	2	*	*	*	*	*	*		7.2	4	
			PO		TEE PINE M52618/1B09XA (81349)	EA	1	*	*	*	*	*	*		7.2	5	
			PO		COUPLING, HALF 13217E7129 (97403)	EA	1	*	*	*	*	*	*		7.2	6	
			PO		HOSE ASSY 1318E0152-5 (97403)	EA	1	*	*	*	*	*	*		7.2	7	
			PO	5330-00-360-0595	GASKET MS27030-5 (96906)	EA	1	*	*	*	*	*	*		7.2	8	

PAGE	LINE	ACTION	(1)	(2)	(3)	(4)	(5)	30 DAY DS MAINT			30 DAY GS MAINT			1 YR A/W	ILLUSTRATION		
			SMR CODE	FEDERAL STOCK NO.	DESCRIPTION REF. NO. & MFR CODE	USABLE ON CODE	UNIT OF MEAS.	QTY INC. IN UNIT	ALLOWANCE (A)	ALLOWANCE (B)	ALLOWANCE (C)	ALLOWANCE (A)	ALLOWANCE (B)	ALLOWANCE (C)	PER 100 EQUIP CNTGY	(A) FIGURE NO.	(B) ITEM NO.
	PO			4730-00-649-9100	CAP, QUICK DISCONNECT MS27028 (96906)		EA	1	*	*	*	*	*	*		7.2	9
	PO			535-00-782-9489	SCREW, CAP, HEXAGON MS90728-66 (96906)		EA	2	*	*	*	*	*	*		7.2	10
	PO			5310-00-627-6128	WASHER, LOCK MS35335-35 (96906)		EA	2	*	*	*	*	*	*		7.2	11
	X20				PUMP ASSY		EA	2	*	*	*	*	*	*		7.2	12
	PO			535-00-253-5618	SCREW, DRIVE MS21318-27 (96906)		EA	6	*	*	*	*	*	*		7.2	13
	X20				PLATE INSTRUCTION 13226E2262 (97403)		EA	1	*	*	*	*	*	*		7.2	14
	PO			6150-01-191-9732	CABLE ASSY 13217E2964 (97403)		EA	1	*	*	*	*	*	*		7.3	1
	PO			5935-01-241-9740	CONNECTOR PLUG ELECTRICAL MS345W16S-4P (96906)		EA	1	*	*	*	*	*	*		7.3	2

PAGE	LINE	ACTION	(1)	(2)	(3)	(4)	(5)	30 DAY DS MAINT			30 DAY GS MAINT			1 YR A/W	ILLUSTRATION	
			SMR	FEDERAL	DESCRIPTION	UNIT	QTY	ALLOWANCE	ALLOWANCE	PER 100	(A)	(B)	(C)	EQUIP	(A)	(B)
			CODE	STOCK	REF. NO. & MFR CODE	USABLI OF ON CODE MEAS.	IN UNIT	(A)	(B)	(C)	(A)	(B)	(C)	CNTGY	FIGURE	ITEM
	X10				CABLE, ELECTRICAL J-C-30THW03CK 2/1A (81348)	EA	1	*	*	*	*	*	*		7.3	3
	PO		6150-01-022-6004		CABLE ASSY 11682336-1 (19207)	EA	1	*	*	*	*	*	*		7.3	4
	PO				CONNECTOR 11682338 (19207)	EA	2	*	*	*	*	*	*		7.3	5
	PO		5305-00-958-0666		SCREW, MACHINE MS35226-50 (96906)	EA	12	*	*	*	*	*	*		7.3	6
	X20				COVER 11682344 (19207)	EA	2	*	*	*	*	*	*		7.3	7
	PO		5305-00-269-3234		SCREW, CAP, HEXAGON MS90727-58 (96906)	EA	4	*	*	*	*	*	*		7.3	8
	PO				WASHER, LOCK MS35338-46 (96906)	EA	4	*	*	*	*	*	*		7.3	9
	PO				CABLE, WIRE 11682337-1 (19207)	EA	1								7.3	10

PAGE	LINE	ACTION	(1)	(2)	(3)	(4)	(5)	30 DAY DS MAINT			30 DAY GS MAINT			1 YR A/W	ILLUSTRATION	
			SMR	FEDERAL	DESCRIPTION	UNIT	QTY	ALLOWANCE	ALLOWANCE	PER 100	(A)	(B)	(C)	EQUIP	(A)	(B)
			CODE	STOCK	REF. NO. & MFR CODE	USABLI OF ON CODE MEAS.	IN	(A)	(B)	(C)	(A)	(B)	(C)	CNTGY	FIGURE	ITEM
	PO				ADAPTER, CONNECTOR 11677570 (19207)	EA	1	*	*	*	*	*	*		7.3	11
	X20				ELBOW, 90 DEGREE 13217E7166 (97403)	EA	1	*	*	*	*	*	*		7.3	12
	PO		5310-00-732-0558		NUT, PLAIN, HEXAGON MS51967-8 (96906)	EA	6	*	*	*	*	*	*		7.3	13
	PO				WASHER, LOCK, SPRING MS35338-46 (96906)	EA	6	*	*	*	*	*	*		7.3	14
	PO		5310-00-080-6004		WASHER, FLAT MS27183-14 (96906)	EA	6	*	*	*	*	*	*		7.3	15
	PO		5305-00-821-3867		SCREW, CAP, HEXAGON MS90728-65 (96906)	EA	2	*	*	*	*	*	*		7.3	16
	X20				JUNCTION BOX ASSY 13227E6652 (97403)	EA	1	*	*	*	*	*	*		7.3	17
	X20				FITTING UNION 13217E7165-1 (97403)	EA	2	*	*	*	*	*	*		7.3	18

PAGE	LINE	ACTION	(1)	(2)	(3)	(4)	(5)	30 DAY DS MAINT			30 DAY GS MAINT			1 YR A/W	ILLUSTRATION	
			SMR CODE	FEDERAL STOCK NO.	DESCRIPTION REF. NO. & MFR CODE	UNIT USABLI OF ON CODE MEAS.	QTY INC. IN UNIT	ALLOWANCE (A)	ALLOWANCE (B)	ALLOWANCE (C)	ALLOWANCE (A)	ALLOWANCE (B)	ALLOWANCE (C)	PER 100 EQUIP CNTGY	(A) FIGURE NO.	(B) ITEM NO.
			PO		COVER, THREADED GUB0101 (15235)	EA	1	*	*	*	*	*	*		7.4	1
			PO	5330-01-019-8913	PACKING PREFORMED GASK925 (15235)	EA	1	*	*	*	*	*	*		7.4	2
			PO	5310-00-934-9751	NUT, PLAIN, HEXAGON MS35650-302 (96906)	EA	2	*	*	*	*	*	*		7.4	3
			PO	5310-00-576-5752	WASHER, LOCK MS35333-39 (96906)	EA	9	*	*	*	*	*	*		7.4	4
			PO	5310-00-014-5850	WASHER, LOCK MS27183-42 (96906)	EA	9	*	*	*	*	*	*		7.4	5
			PO	5305-00-989-7435	SCREW, MACHINE MS35207-264 (96906)	EA	9	*	*	*	*	*	*		7.4	6
			PO	5945-01-219-6786	RELAY, SPST, K1 13217E7154 (97403)	EA	1	*	*	*	*	*	*		7.4	7
			PO	5310-00-723-2737	NUT, PLAIN, HEXAGON M35690-524 (96906)	EA	4	*	*	*	*	*	*		7.4	8

PAGE	LINE	ACTION	(1)	(2)	(3)	(4)	(5)	30 DAY DS MAINT			30 DAY GS MAINT			1 YR A/W	ILLUSTRATION	
			SMR	FEDERAL	DESCRIPTION	UNIT	QTY	ALLOWANCE	ALLOWANCE	PER 100	(A)	(B)	(C)	EQUIP	(A)	(B)
			CODE	STOCK	REF. NO. & MFR CODE	USABLI OF ON CODE MEAS.	IN	(A)	(B)	(C)	(A)	(B)	(C)	CNTGY	FIGURE	ITEM
	PO			5310-00-974-6623	WASHER, LOCK MS35338-140 (96906)	EA	4	*	*	*	*	*	*		7.4	9
	PO			5310-00-934-9765	NUT, PLAIN, HEXAGON MS35650-304 (96906)	EA	4	*	*	*	*	*	*		7.4	10
	PO			5310-00-933-8120	WASHER, LOCK MS35338-138 (96906)	EA	2	*	*	*	*	*	*		7.4	11
	PO				FILTER, RF 13217E7174 (97403)	EA	1	*	*	*	*	*	*		7.4	12
	PO			5310-00-997-1888	NUT, PLAIN, HEXAGON MS35649-2252 (96906)	EA	4	*	*	*	*	*	*		7.4	13
	PO			5310-00-582-5965	WASHER, LOCK MS35338-44 (96906)	EA	4	*	*	*	*	*	*		7.4	14
	PO			5310-00-934-9757	NUT, PLAIN, HEXAGON MS35649-282 (96906)	EA	2	*	*	*	*	*	*		7.4	15

PAGE	LINE	ACTION	(1)	(2)	(3)	(4)	(5)	30 DAY DS MAINT			30 DAY GS MAINT			1 YR A/W	ILLUSTRATION		
			SMR CODE	FEDERAL STOCK NO.	DESCRIPTION REF. NO. & MFR CODE	USABLE OF ON CODE	UNIT OF MEAS.	QTY IN UNIT	ALLOWANCE			ALLOWANCE			PER 100 EQUIP CNTGY	(A)	(B)
									(A)	(B)	(C)	(A)	(B)	(C)		FIGURE NO.	ITEM NO.
			PO	5310-00-045-3299	WASHER, LOCK MS35328-42 (96906)	EA	2	*	*	*	*	*	*		7.4	16	
			X20		BRACKET, MOUNTING 13227E9783 (97403)	EA	1	*	*	*	*	*	*		7.4	17	
			PO	5305-00-983-6730	SCREW, MACHINE MS35206-218 (96906)	EA	4	*	*	*	*	*	*		7.4	18	
			PO	5310-00-193-7577	WASHER, LOCK MS35333-36 (96906)	EA	4	*	*	*	*	*	*		7.4	19	
			PO	5310-00-956-1310	WASHER, FLAT MS271834 (96906)	EA	4	*	*	*	*	*	*		7.4	20	
			PO		CONNECTOR, RECEPTACLE MS3102R16S-4S (96906)	EA	1	*	*	*	*	*	*		7.4	21	
			X20	5935-00-184-7188	COVER, ELECTRICAL MS25043-16DA (96906)	EA	1	*	*	*	*	*	*		7.4	22	

PAGE	LINE	ACTION	(1)	(2)	(3)	(4)	(5)	30 DAY DS MAINT			30 DAY GS MAINT			1 YR A/W	ILLUSTRATION	
			SMR CODE	FEDERAL STOCK NO.	DESCRIPTION REF. NO. & MFR CODE	UNIT USABLE OF ON CODE MEAS.	QTY INC. IN UNIT	ALLOWANCE (A)	ALLOWANCE (B)	ALLOWANCE (C)	ALLOWANCE (A)	ALLOWANCE (B)	ALLOWANCE (C)	PER 100 EQUIP CNTGY	(A) FIGURE NO.	(B) ITEM NO.
			PO		CONNECTOR PLUG MS52131-1 (96906)	EA	1	*	*	*	*	*	*		7.4	23
			PO	5340-01-059-0114	CAP, PROTECTIVE 11675004(19207)	EA	1	*	*	*	*	*	*		7.4	24
			PO	5305-00-269-3233	SCREW, CAP, HEXAGON MS90727-57 (96906)	EA	2	*	*	*	*	*	*		7.4	25
			PO			EA	2	*	*	*	*	*	*		7.4	26
			O		LEAD, ELECTRICAL 13217E7141-1 (97403)	EA	1	*	*	*	*	*	*		7.4	27
			O		WIRE, ELECTRICAL TYPE E-16 (81349) MAKE FROM 16878/16BJE9, 3 IN. REQUIRED	IN	3	*	*	*	*	*	*		7.4	28
			PO	5940-00-283-5281	TERMINAL LUG MS25036-109 (96906)	EA	1	*	*	*	*	*	*		7.4	29
			O	6150-01-253-8746	LEAD, ELECTRICAL 13217E7141-2 (97403)	EA	1	*	*	*	*	*	*		7.4	30

PAGE	LINE	ACTION	(1)	(2)	(3)	(4)	(5)	30 DAY DS MAINT			30 DAY GS MAINT			1 YR A/W	ILLUSTRATION	
			SMR	FEDERAL	DESCRIPTION	UNIT	QTY	ALLOWANCE	ALLOWANCE	PER 100	(A)	(B)	(C)	EQUIP	(A)	(B)
			CODE	STOCK	REF. NO. & MFR CODE	USABLI OF ON CODE MEAS.	IN	(A)	(B)	(C)	(A)	(B)	(C)	CNTGY	FIGURE	ITEM
			O		WIRE, ELECTRICAL TYPE E-16 (81349) MAKE FROM M16878/16BJE9, 6 IN. REQUIRED	IN	1	*	*	*	*	*	*		7.4	31
			PO	5940-00-143-4780	TERMINAL, LUG MS25036-108 (96906)	EA	2	*	*	*	*	*	*		7.4	32
			O		LEAD, ELECTRICAL 13217E7141-5 (97403)	EA	1	*	*	*	*	*	*		7.4	33
			O		WIRE, ELECTRICAL TYPE EE-8 (81349) MAKE FROM M16878/15BNL9, 6 IN. REQUIRED	IN	6	*	*	*	*	*	*		7.4	34
			PO	5940-00-114-1306	TERMINAL, LUG MS25036-117 (96906)	EA	3	*	*	*	*	*	*		7.4	35
			PO	5940-00-114-1305	TERMINAL, LUG MS25036-116 (96906)	EA	2	*	*	*	*	*	*		7.4	36
			O		LEAD, ELECTRICAL 13217E7141-6 (97403)	EA	1	*	*	*	*	*	*		7.4	37
			O		WIRE, ELECTRICAL TYPE EE-16 (81349) MAKE FROM M16878/15BJE9, 6 IN. REQUIRED	IN	1	*	*	*	*	*	*		7.4	38

PAGE	LINE	ACTION	(1)	(2)	(3)	(4)	(5)	30 DAY DS MAINT			30 DAY GS MAINT			1 YR A/W	ILLUSTRATION	
			SMR CODE	FEDERAL STOCK NO.	DESCRIPTION REF. NO. & MFR CODE	UNIT USABLE OF ON CODE MEAS.	QTY INC. IN UNIT	ALLOWANCE (A)	ALLOWANCE (B)	ALLOWANCE (C)	ALLOWANCE (A)	ALLOWANCE (B)	ALLOWANCE (C)	PER 100 EQUIP CNTGY	(A) FIGURE NO.	(B) ITEM NO.
	O			5940-00-143-4780	TERMINAL, LUG MS25036-108 (96906)	EA	1	*	*	*	*	*	*		7.4	39
	PO			5940-00-143-4774	TERMINAL, LUG MS25036-153	EA	1	*	*	*	*	*	*		7.4	40
	O			6150-01-214-5512	LEAD, ELECTRICAL 13217E7141-3 (97403)	EA	1	*	*	*	*	*	*		7.4	41
	O				WIRE, ELECTRICAL TYPE E-8 (81349) MAKE FROM M16878/15BNL9, 6 IN. REQUIRED	IN	1	*	*	*	*	*	*		7.4	42
	PO			5940-00-557-4345	TERMINAL, LUG MS25036-118 (96906)	EA	2	*	*	*	*	*	*		7.4	43
	PO			5940-00-114-1306	TERMINAL, LUG MS25036-117 (96906)	EA	2	*	*	*	*	*	*		7.4	44
	O				LEAD, ELECTRICAL 13217E7141-4 (97403)	EA	1	*	*	*	*	*	*		7.4	45
	O				WIRE, ELECTRICAL TYPE E-8 (81349) MAKE FROM M16878/15BN49, 6 IN. REQUIRED	EA	6	*	*	*	*	*	*		7.4	46

PAGE	LINE	ACTION	(1)	(2)	(3)	(4)	(5)	30 DAY DS MAINT			30 DAY GS MAINT			1 YR A/W	ILLUSTRATION	
			SMR CODE	FEDERAL STOCK NO.	DESCRIPTION REF. NO. & MFR CODE	UNIT USABLI OF ON CODE MEAS.	QTY INC. IN UNIT	ALLOWANCE (A)	ALLOWANCE (B)	ALLOWANCE (C)	ALLOWANCE (A)	ALLOWANCE (B)	ALLOWANCE (C)	PER 100 EQUIP CNTGY	(A) FIGURE NO.	(B) ITEM NO.
			O	5940-00-557-4345	TERMINAL, LUG MS25036-118 (96906)	EA	1	*	*	*	*	*	*		7.4	47
			O	5940-00-114-1305	TERMINAL, LUG MS25036-116 (96906)	EA	1	*	*	*	*	*	*		7.4	48
	X20				FITTING MS286755B (81349)	EA	2	*	*	*	*	*	*		7.4	49
	X20				JUNCTION BOX 13217E7132 (97403)	EA	1	*	*	*	*	*	*		7.4	50
			O	4730-00-649-9100	CAP, QUICK DISCONNECT MS27028-11 (96906)	EA	1	*	*	*	*	*	*		7.5	1
			O	5330-00-612-2414	GASKET MS27030-6 (96906)	EA	1	*	*	*	*	*	*		7.5	2
			O	4730-00-938-7997	COUPLING HALF, QUICK PRIMING PORT MS27022-11 (96906)	EA	1	*	*	*	*	*	*		7.5	3
			O	4730-00-721-9639	COUPLING HALF, QUICK	EA	1	*	*	*	*	*	*		7.5	4

PAGE	LINE	ACTION	(1)	(2)	(3)	(4)	(5)	30 DAY DS MAINT			30 DAY GS MAINT			1 YR A/W	ILLUSTRATION	
			SMR	FEDERAL	DESCRIPTION	UNIT	QTY	ALLOWANCE	ALLOWANCE	PER 100	(A)	(B)		(A)	(B)	
			CODE	STOCK	REF. NO. & MFR CODE	USABLE OF ON CODE MEAS.	IN	(A)	(B)	(C)	(A)	(B)	(C)	EQUIP	FIGURE	ITEM
						1-20	21-50	51-100	1-20	21-50	51-100	CNTGY	NO.	NO.		
	O				COUPLING HALF, SUCTION 13217E7129 (94703)	EA	1	*	*	*	*	*	*		7.5	5
	F				PUMP ASSY 13217E7170 (97403)	EA	1	*	*	*	*	*	*		7.5	6
	O				PIPE, PLUG ANS-B16-14 (80204)	EA	1	*	*	*	*	*	*		7.5	7
	PO		5310-00-880-7746		NUT, PLAIN, HEXAGON MS51968-5 (96906)	EA	3	*	*	*	*	*	*		7.5	8
	X20		4730-00-991-6516		FLANGE, PIPE 13200E8814 (97403)	EA	1	*	*	*	*	*	*		7.5	9
	PO		4820-00-991-6517		FLAPPER, FOOT VALVE 13200E8810 (97403)	EA	1	*	*	*	*	*	*		7.5	10
	PO		5305-00-637-1119		SCREW, MACHINE MS35214-69 (96906)	EA	1	*	*	*	*	*	*		7.5	11
	X10				WEIGHT, CHECK VALVE 13200E8811 (97403)	EA	1	*	*	*	*	*	*		7.5	12
	X10				WEIGHT, CHECK VALVE 13200E8812 (97403)	EA	1	*	*	*	*	*	*		7.5	13

PAGE	LINE	ACTION	(1)	(2)	(3)	(4)	(5)	30 DAY DS MAINT			30 DAY GS MAINT			1 YR A/W	ILLUSTRATION	
			SMR CODE	FEDERAL STOCK NO.	DESCRIPTION REF. NO. & MFR CODE	UNIT USABLE OF ON CODE MEAS.	QTY INC. IN UNIT	ALLOWANCE (A)	ALLOWANCE (B)	ALLOWANCE (C)	ALLOWANCE (A)	ALLOWANCE (B)	ALLOWANCE (C)	PER 100 EQUIP CNTGY	(A) FIGURE NO.	(B) ITEM NO.
	PO			5330-00-792-6213	GASKET 13200E8813 (97403)	EA	1	*	*	*	*	*	*		7.5	14
	F			5307-01-013-7888	STUD MNS51864103-18 (96906)	EA	3	*	*	*	*	*	*		7.5	15
	PO			5310-00-732-0560	NUT, PLAIN, HEXAGON MS51864-14 (96906)	EA	2	*	*	*	*	*	*		7.5	16
	PO			5310-00-809-5998	WASHER, FLAT MS27183-18 (96906)	EA	2	*	*	*	*	*	*		7.5	17
	X20				VOLUTE, PUMP 13200E8809 (97403)	EA	1	*	*	*	*	*	*		7.5	18
	PO			5330-00-263-8015	PACKING PREFORMED MS29513-273 (96906)	EA	1	*	*	*	*	*	*		7.5	19
	F			5307-01-016-4423	STUD, PLAIN MS51864-106-20 (96906)	EA	2	*	*	*	*	*	*		7.5	20
	F			5306-00-225-9098	BOLT, MACHINE MS90726-43 (96906)	EA	1	*	*	*	*	*	*		7.5	21
	F			5330-00-712-7730	RETAINER, PACKING 13200E8802 (97403)	EA	1	*	*	*	*	*	*		7.5	22
	X2F				IMPELLER 13217E7167 (97403)	EA	1	*	*	*	*	*	*		7.5	23

PAGE	LINE	ACTION	(1)	(2)	(3)	(4)	(5)	30 DAY DS MAINT			30 DAY GS MAINT			1 YR A/W	ILLUSTRATION		
			SMR CODE	FEDERAL STOCK NO.	DESCRIPTION REF. NO. & MFR CODE	USABLE OF ON CODE	UNIT OF MEAS.	QTY IN UNIT	ALLOWANCE			ALLOWANCE			PER 100 EQUIP CNTGY	(A)	(B)
									(A)	(B)	(C)	(A)	(B)	(C)		FIGURE	ITEM
			F	5365-00-712-5972	SHIM 13200E8807-1 (97403)	EA	V	*	*	*	*	*	*		7.5	24	
			F	5310-00-712-7731	WASHER 13200E8807-2 (97403)	EA	V	*	*	*	*	*	*		7.5	25	
			F	5305-00-052-5925	SCREW, MACHINE MS35198-73 (96906)	EA	2	*	*	*	*	*	*		7.5	26	
			F		PLATE, W 13217E7168 (96906)	EA	1	*	*	*	*	*	*		7.5	27	
			F	5330-00-551-3963	PACKING, PREFORMED MS29513-253 (96906)	EA	1	*	*	*	*	*	*		7.5	28	
			F		SEAL, SHAFT 13200E8806 (97403)	EA	1	*	*	*	*	*	*		7.5	29	
			F		SHAFT, SHOULDERED 13200E8004 (97403) PART OF KIT, P/N 786785A	EA	1	*	*	*	*	*	*		7.5	30	
			F	5315-00-043-1787	KEY, WOODRUFF MS35756-34 (96906)	EA	1	*	*	*	*	*	*		7.5	31	
			F		SCREW, CAP, SOCKET HEAD MS35756-34 (96906)	EA	1	*	*	*	*	*	*		7.5	32	
			X2F		BODY, PUMP 13200E8803 (97403)	EA	1	*	*	*	*	*	*		7.5	33	

PAGE	LINE	ACTION	(1)	(2)	(3)	(4)	(5)	30 DAY DS MAINT			30 DAY GS MAINT			1 YR A/W	ILLUSTRATION	
			SMR CODE	FEDERAL STOCK NO.	DESCRIPTION REF. NO. & MFR CODE	UNIT USABLE OF ON CODE MEAS.	QTY INC. IN UNIT	ALLOWANCE (A) (B) (C)	ALLOWANCE (A) (B) (C)	PER 100 EQUIP CNTGY	(A) FIGURE NO.	(B) ITEM NO.				
			PO		BUSHING, PIPE ANS-B16-14 (80204)	EA	1	*	*	*	*	*	*		7.5	34
			F	5340-01-030-6854	INSERT, SCREW, THREAD MS122121 (96906)	EA	2	*	*	*	*	*	*		7.5	35
			F	5340-00-290-4504	INSERT, SCREW, THREAD MS122125 (96906)	EA	2	*	*	*	*	*	*		7.5	36
			F	5340-00-290-4521	INSERT, SCREW, THREAD MS122122 (96906)	EA	3	*	*	*	*	*	*		7.5	37
			X1F		CASE, PUMP ASTMB26 (356-T7)	EA	2	*	*	*	*	*	*		7.5	38
			PO	4730-00-268-7419	BUSHING, PIPE	EA	1	*	*	*	*	*	*		7.5	39
			PF	4930-01-220-2065	KIT, REPAIR PUMP 786785A (05787) RETAINER PACKING (1) 13.5-22 PACKING, PREFORMED (1) 13.5-28 SEAL, SHAFT (1) 13.5-29 SCREW, CAP (4) 13.5-32	EA	1	*	*	*	*	*	*		7.5	

PAGE	LINE	ACTION	(1)	(2)	(3)	(4)	(5)			30 DAY GS MAINT			1 YR A/W	ILLUSTRATION		
			SMR CODE	FEDERAL STOCK NO.	DESCRIPTION REF. NO. & MFR CODE	UNIT USABLI OF ON CODE MEAS.	QTY INC. IN UNIT	30 DAY DS MAINT ALLOWANCE (A) (B) (C)	30 DAY GS MAINT ALLOWANCE (A) (B) (C)	30 DAY GS MAINT ALLOWANCE (A) (B) (C)	PER 100 EQUIP CNTGY	(A) FIGURE NO.	(B) ITEM NO.			
		PF		5310-00-880-7744	NUT, PLAIN, HEXAGON MS51967-5 (96906)	EA	4	*	*	*	*	*	*		7.6	1
		PF		5310-00-407-9566	WASHER, LOCK MS35338-45 (96906)	EA	4	*	*	*	*	*	*		7.6	2
		PF		5310-00-081-4219	WASHER, FLAT MS27183-12 (96906)	EA	4	*	*	*	*	*	*		7.6	3
		PF		5306-00-225-8503	BOLT, MACHINE MS90725-39 (96906)	EA	4	*	*	*	*	*	*		7.6	4
		X2F 13222E9858 (97403)			SPACER, MOTOR	EA	2	*	*	*	*	*	*		7.6	5

PAGE	LINE	ACTION	(1)	(2)	(3)	(4)	(5)	30 DAY DS MAINT			30 DAY GS MAINT			1 YR A/W	ILLUSTRATION	
			SMR CODE	FEDERAL STOCK NO.	DESCRIPTION REF. NO. & MFR CODE	UNIT USABLE OF ON CODE MEAS.	QTY INC. IN UNIT	ALLOWANCE (A)	ALLOWANCE (B)	ALLOWANCE (C)	ALLOWANCE (A)	ALLOWANCE (B)	ALLOWANCE (C)	PER 100 EQUIP CNTGY	(A) FIGURE NO.	(B) ITEM NO.
	PF			5940-00-557-1629	TERMINAL, LUG MS25036-149 (96906)	EA	2	*	*	*	*	*	*		7.6	6
	PF			5940-00-143-4777	TERMINAL, LUG MS25036-157 (96906)	EA	4	*	*	*	*	*	*		7.6	7
	PF			6105-01-139-3183	MOTOR,DIRECT CURRENT 13217E7131 (97403)	EA	1	*	*	*	*	*	*		7.6	8
	PF			5310-00-732-0558	NUT, PLAIN MS51967-8 (96906)	EA	4	*	*	*	*	*	*		7.6	9
	PF				WASHER, LOCK-SPRING MS3538-46 (96906)	EA	4	*	*	*	*	*	*		7.6	10
	PF			5310-00-080-6004	WASHER, FLAT MS27183-14 (96906)	EA	4	*	*	*	*	*	*		7.6	11
	PF			5305-00-543-2419	SCREW, CAP, HEXAGON MS90728-61 (96906)	EA	4	*	*	*	*	*	*		7.6	12
	X2F				BRACKET, MOTOR MOUNT 13217E7136 (97403)	EA	2	*	*	*	*	*	*		7.6	13

PAGE	LINE	ACTION	(1)	(2)	(3)	(4)	(5)	30 DAY DS MAINT			30 DAY GS MAINT			1 YR A/W	ILLUSTRATION	
			SMR	FEDERAL	DESCRIPTION	UNIT	QTY	ALLOWANCE	ALLOWANCE	PER 100	(A)	(B)	(C)	EQUIP	(A)	(B)
			CODE	STOCK	REF. NO. & MFR CODE	USABLI OF ON CODE MEAS.	IN	(A)	(B)	(C)	(A)	(B)	(C)	CNTGY	FIGURE	ITEM
	PF			5320-00-582-3276	RIVET, BLIND MS20600AD6W4 (96906)	EA	4	*	*	*	*	*	*		7.6	14
	X2F				PLATE, IDENTIFICATION 13217E713 (97403)	EA	1	*	*	*	*	*	*		7.6	15
	X2F			4320-01-011-5037	BASE, PUMP ENGINE 13217E7121 (97403)	EA	1	*	*	*	*	*	*		7.6	16

Page 41. Add Figures 7.2 through 7.6

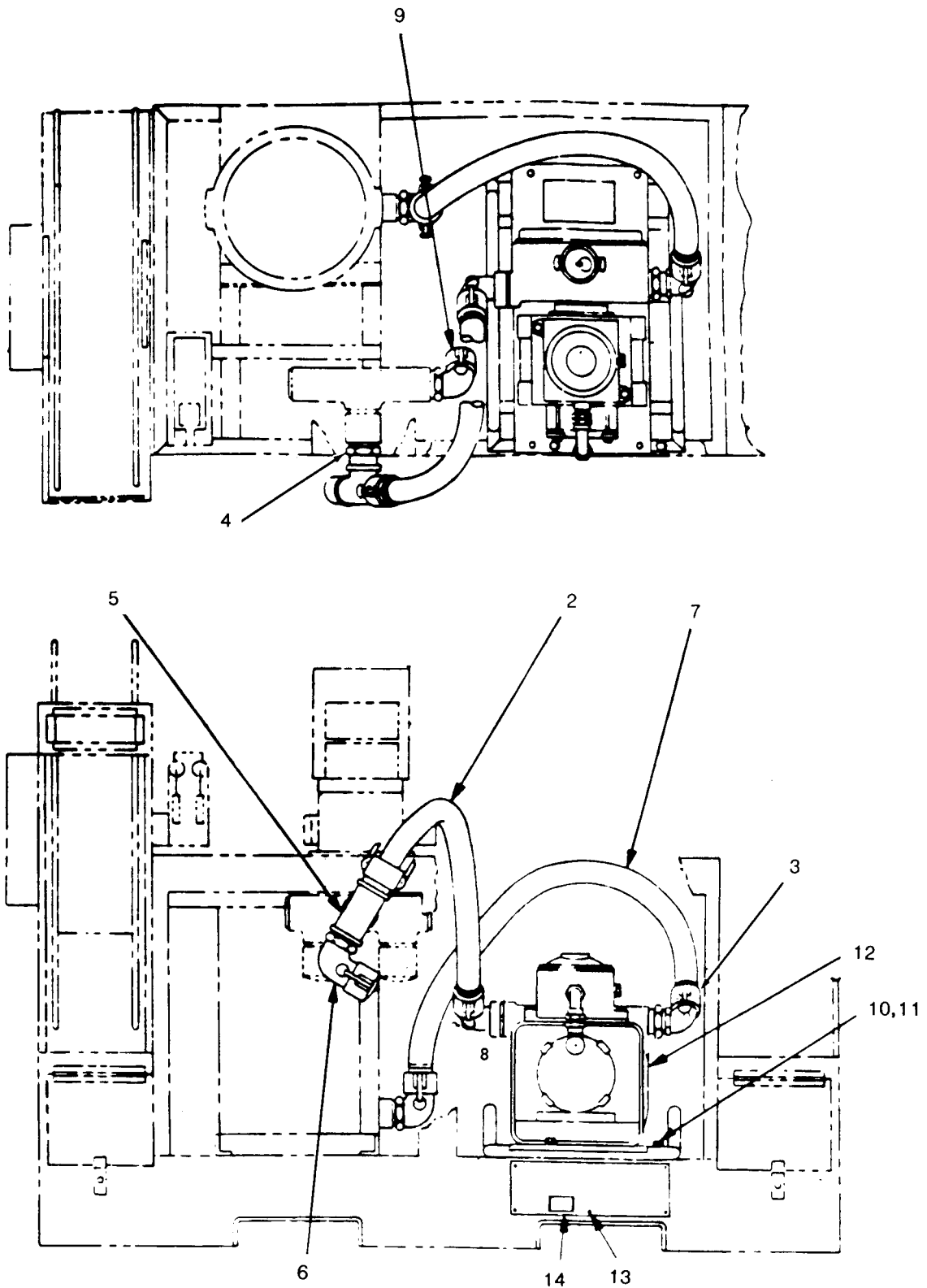


Figure 7.2 Pump Assembly Kit (Electric Motor Driven).

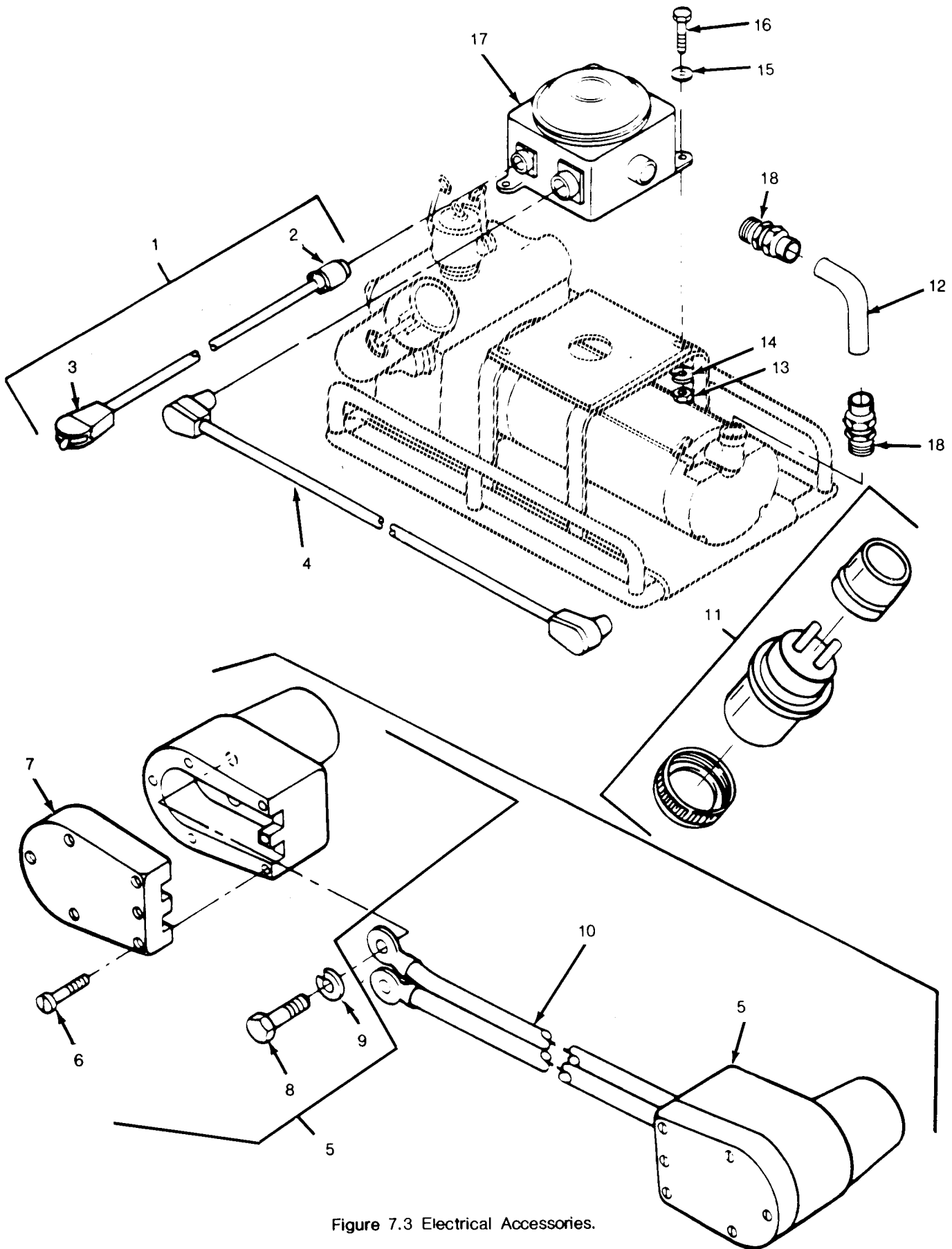


Figure 7.3 Electrical Accessories.

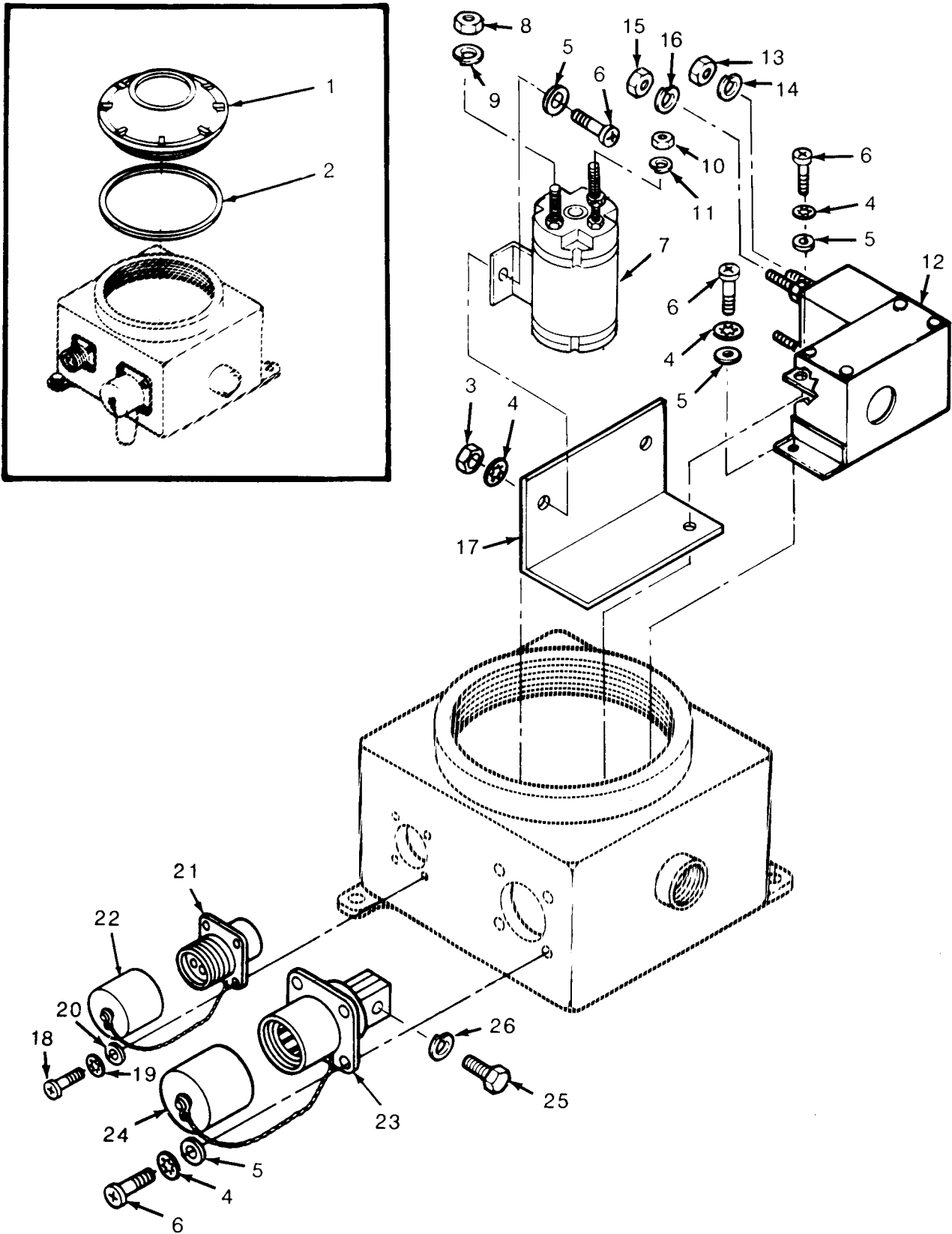


Figure 7.4 Junction Box Assembly (Sheet 1 of 2).

TM 5-4930-228-24P
C4

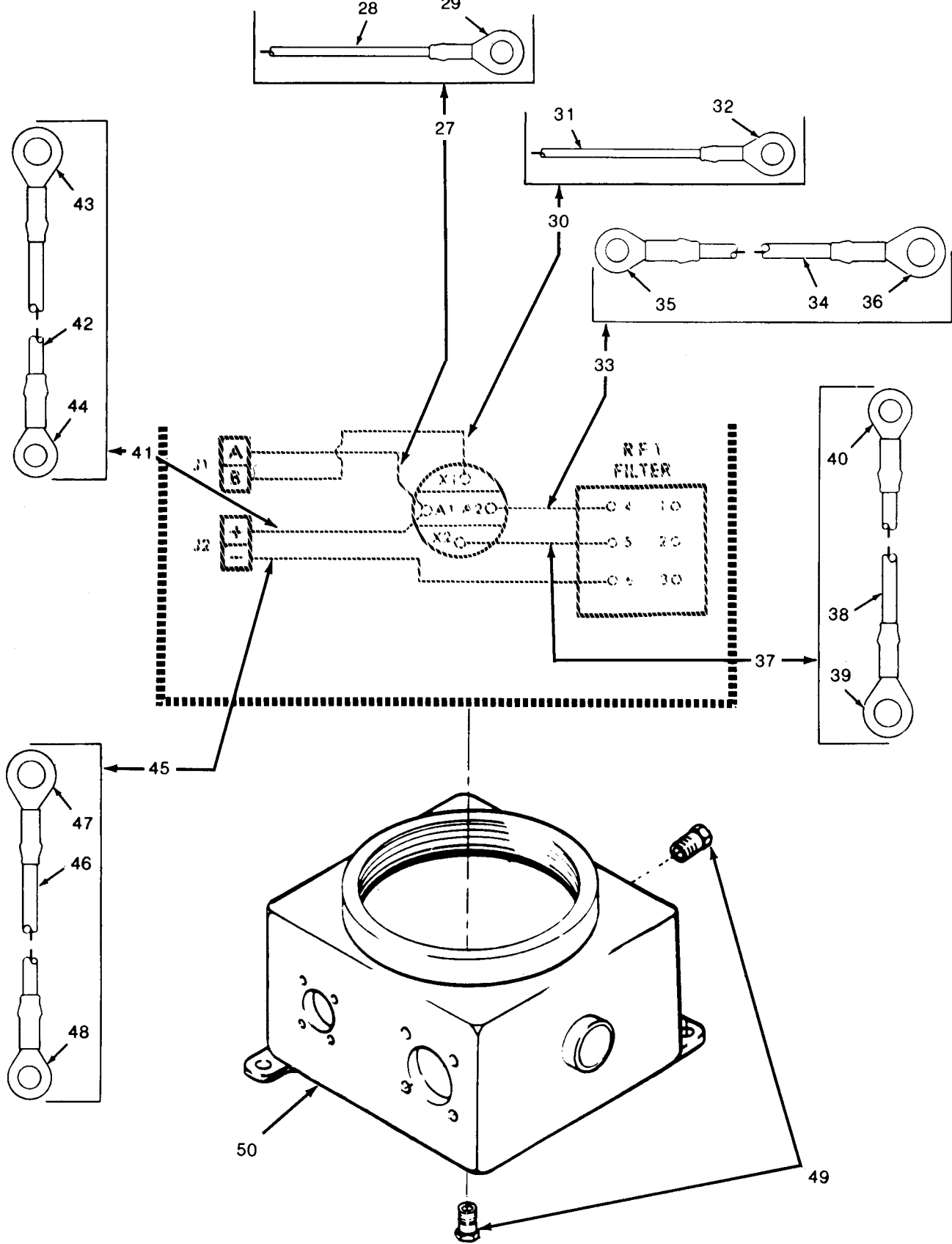


Figure 7.4 Junction Box Assembly (Sheet 2 of 2).

TM 5-4930-228-24P

C4

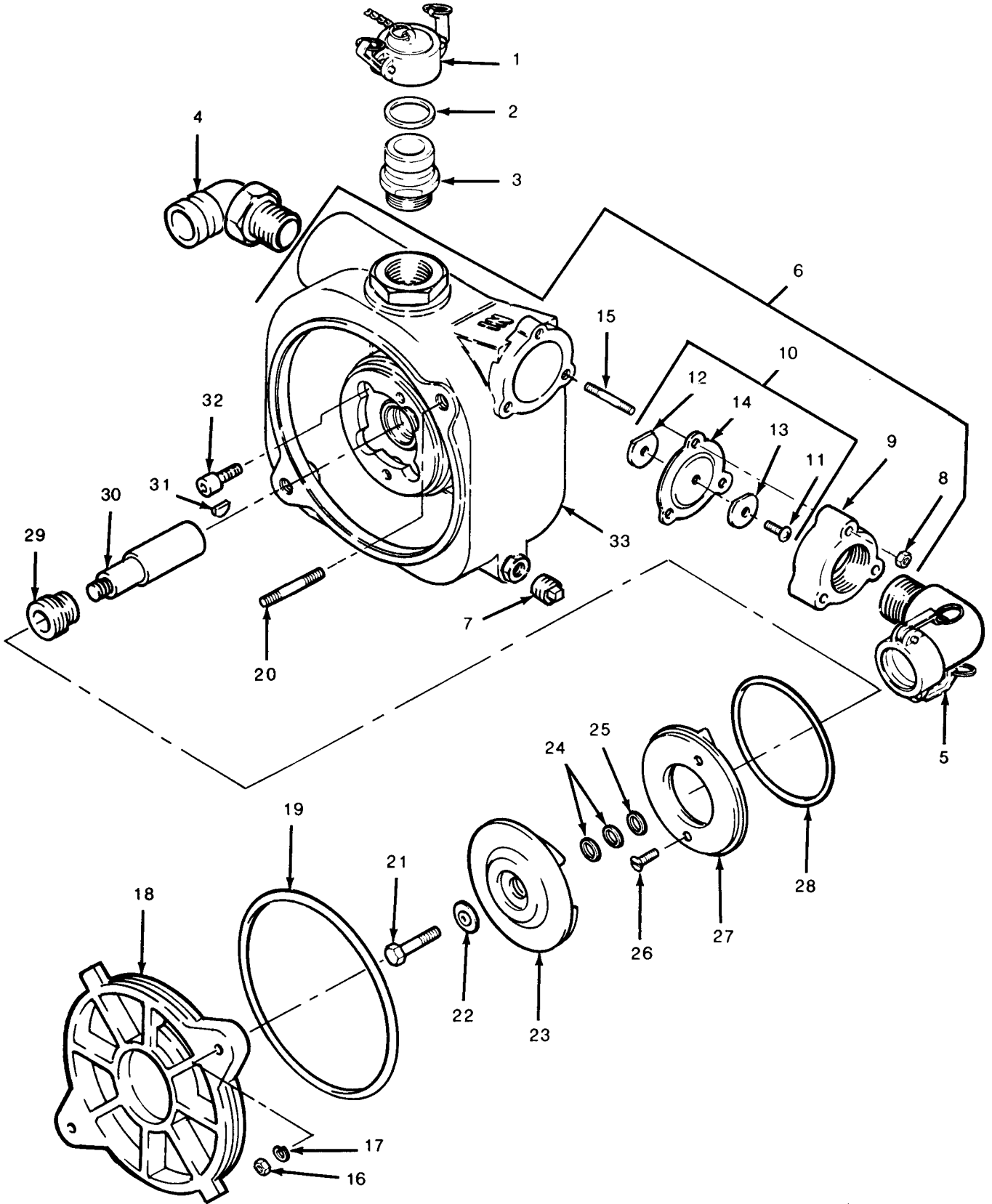


Figure 7.5 Pump Assembly (Sheet 1 of 2).

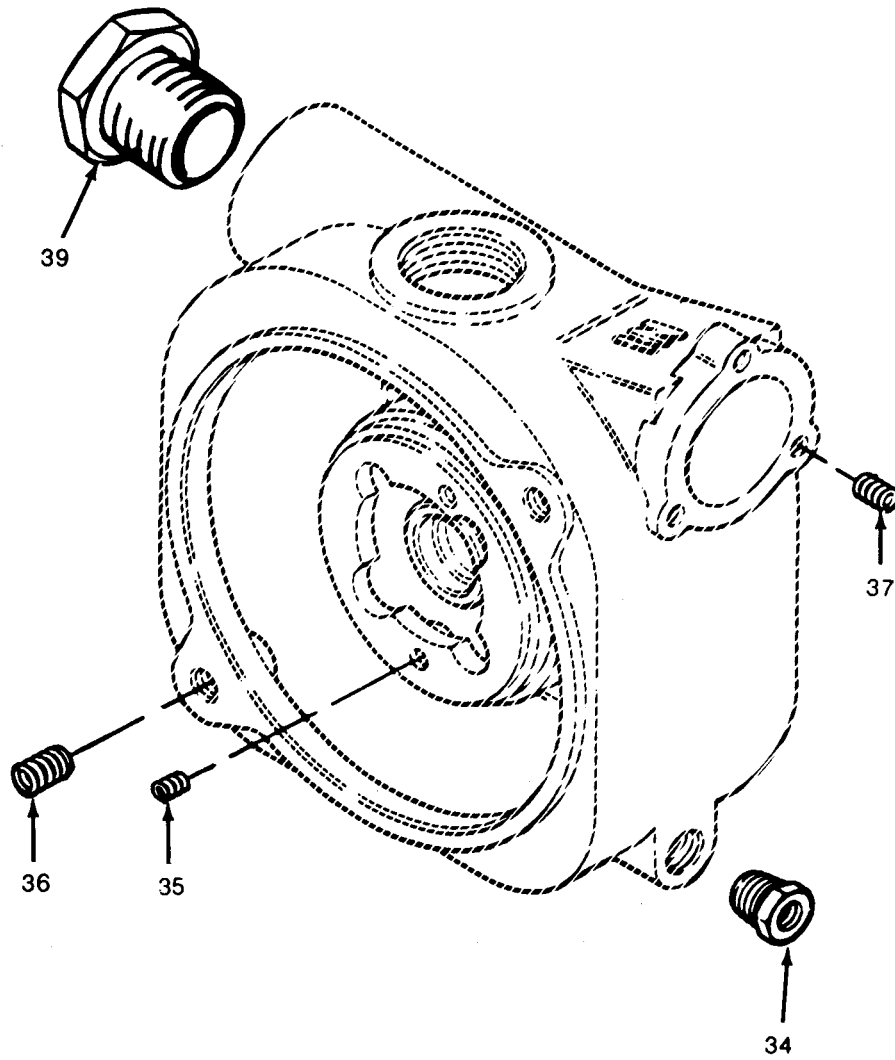


Figure 7.5 Pump Assembly (Sheet 2 of 2).

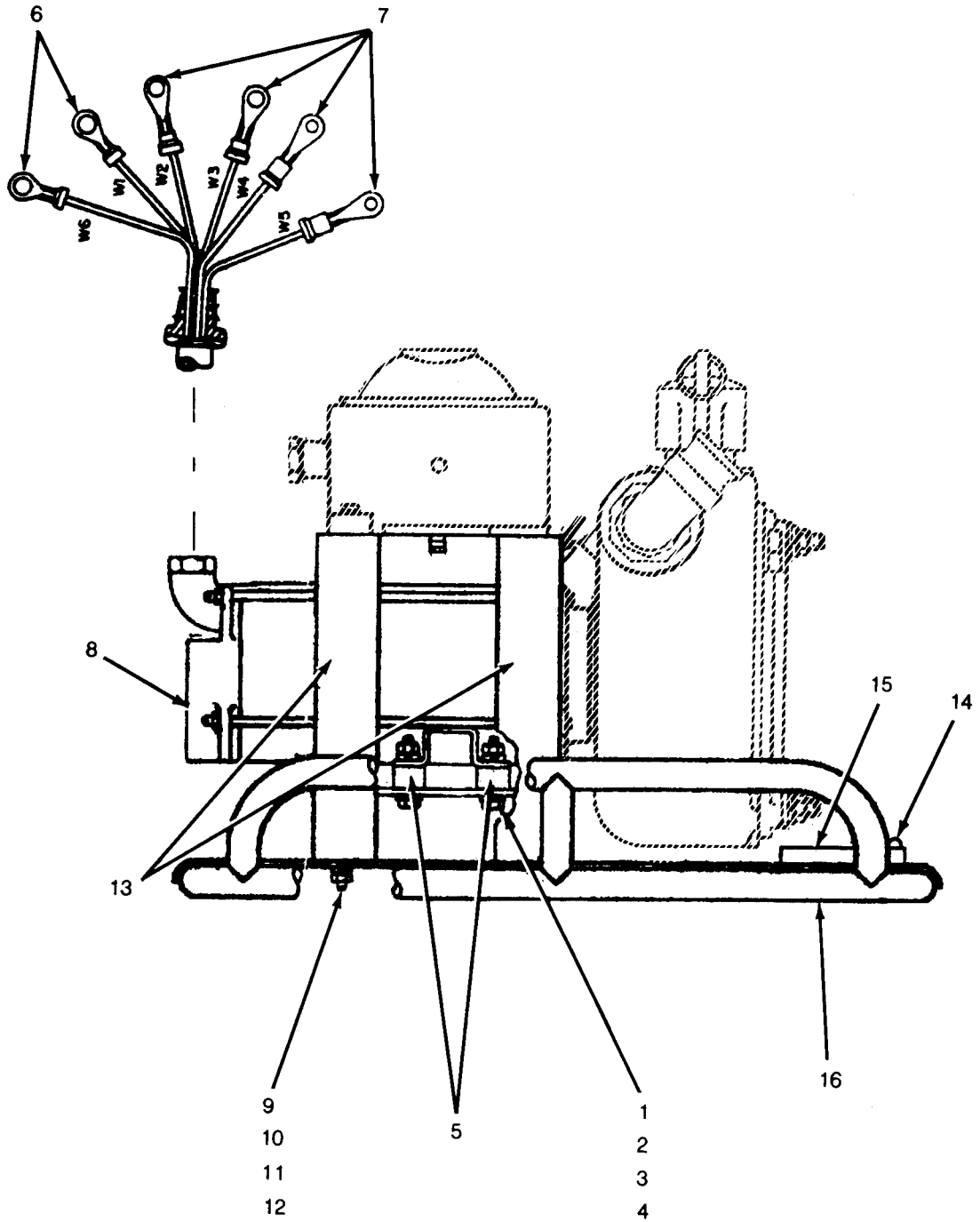


Figure 7.6 Motor and Base Assembly.

By Order of the Secretary of the Army:

CARL E. VUONO
General, United States Army
Chief of Staff

Official:

WILLIAM J. MEEHAN, II
Brigadier General, United States Army
The Adjutant General

DISTRIBUTION:

To be distributed in accordance with DA Form 12-25A, Unit, Direct Support and General Support Maintenance requirements for Tank and Pump Unit, Liquid Dispensing, Truck Mounted (2000).

☆ U.S. GOVERNMENT PRINTING OFFICE: 1989-654-030/00273

Changes in force: C1, C2 and C3

TM 5-4930-228-24P
C 3

CHANGE }
NO. 3 }

HEADQUARTERS
DEPARTMENT OF THE ARMY
WASHINGTON, D.C., 24 October 1986

Organizational, Direct Support and General
Support Maintenance Repair Parts
and Special Tools List (Including Depot Maintenance
Repair Parts and Special Tools)

TANK AND PUMP UNIT, LIQUID DISPENSING
FOR TRUCK MOUNTING
(ADVANCED INDUSTRIES MODEL 1800)
FSN 4930-070-1181

TM 5-4930-228-24P, 24 October 1972, is changed as follows:

Page 17, Figure 4, Item 5. Reference Number and MFR code is changed from "151P85 (82366)" to MS9356-08 (96906)". Add stock number to read "5130-00-078-3420".

By Order of the Secretary of the Army:

Official:

R. L. DILWORTH
Brigadier General, United States Army
The Adjutant General

JOHN A. WICKHAM, JR.
General, United States Army
Chief of Staff

DISTRIBUTION:

To be distributed in accordance with DA Form 12-25A, Organizational, Direct Support and General Support Maintenance requirements for Tank and Pump Unit, Liquid Dispensing, Truck Mounted (1800)

CHANGE }
No. 2 }

HEADQUARTERS
DEPARTMENT OF THE ARMY
WASHINGTON, DC 30 January 1974

**Organizational, Direct Support, and
General Support Maintenance
Repair Parts and Special Tools
Lists (Including Depot Maintenance
Repair Parts and Special Tools)
TANK AND PUMPING UNIT, LIQUID
DISPENSING FOR TRUCK MOUNTING
(ADVANCED INDUSTRIES MODEL
1800) FSN 4930-070-1181**

Current as of *September 1973*

TM 5-4930-228-24P, 24 October 1972, is changed as follows:

Page V, after paragraph 4.c, add paragraph 4.d:

d. The electric motor driven pump is intended for use in cold weather climates on an "as required" basis.

Page VI, paragraph 7 is superseded as follows:

**7. Reporting of Equipment
Publication Improvements**

The reporting of errors, omissions, and recommendations for improving this publication by the

individual user is encouraged. Reports should be submitted on DA Form 2028 (Recommended Changes to Publications) and forwarded direct to Commander, US Army Troop Support Command, ATTN: AMSTS-MPP 4300 Goodfellow Boulevard, St. Louis, MO 63120.

All changes, additions, or deletions of Federal stock numbers or manufacturers part numbers within these changes should be appropriately reflected in the index.

Section II and IV change, add or delete as shown on the following pages.

*This change supersedes C 1, 25 July 1973.

PAGE	LINE	ACTION	(1)	(2)	(3)	(4)	(5)	(6)				(7)	
			SMR CODE	FEDERAL STOCK NO.	DESCRIPTION REFERENCE NO. & MFR. CODE	UNIT OF ISSUE	QTY INC IN	15-DAY ORGANIZATIONAL MAINT ALLOWANCE	(A)	(B)	(C)	(D)	ILLUSTRATIONS (A) FIGURE NO.
					SECTION II REPAIR PARTS FOR ORGANIZATIONAL MAINTENANCE GROUP 01 PUMPING ASSEMBLY								
1	7	CHG COL 5		5306-428-8915	BOLT*** E (96906) MS90725-67 GROUP 02-REEL ASSEMBLY, NOZZLE AND FUELING HOSE (IMMEDIATELY AFTER NUT, STOCK NO.5310-616-6696, ADD THE FOLLOWING LINE ITEM).	EA	2						
2	1	ADD			FITTING, LUBRICATING (96906) MS27026-9 BODY*** (81718) H1669A	EA	2	*	*	*	*		
2	2	DELETE	PO	4730-277-6344	COUPLING,*** (96906) MS27026-9 BODY*** (81718) H1669A								
2	5	CHG PART NO. IN COL 3			SPROUT ASSEMBLY (81718) C2243								
2	17	ADD COL 2 CHG COL 3		4930-405-7544	CABLE ASSEMBLY (81718) 616W								
3	1	CHG COL 2		5920-897-4857	PLUG (96906) MS3493-1								
3	5	ADD COL 2		5935-007-9202	CAP (96906) MS3493-2 GROUP 03 REEL ASSEMBLY GROUND CABLE								
3	6	ADD COL 2		5935-007-7577	BOLT (96906) MS90725 58 GROUP 06 - PUMP ASSEMBLY, CENTRIFUGAL (IMMEDIATELY AFTER GASKET, STOCK NO. 5330-612-2414 ADD THE FOLLOWING LINE ITEMS).								
3	16	CHG COL 3		5305-269-3209	PUMP AND MOTOR ASSEMBLY (25567) 11570-02E-13X242	EA	1					7.1	
4	24	ADD	X20		PUMP UNIT (25567) 13633	EA	1	*	*	*	*	7.1	1
4		ADD	PO	4320-135-6233	PLUG, PIPE (25567) PO8	EA	1	*	*	*	*	7.1	10
4		ADD	PO	4730-085-7611	PLUG, PIPE (25567) PO4	EA	1	*	*	*	*	7.1	11
4		ADD	PO	4730-042-8988	PLUG, PIPE: 3/4 IN NPT (25567) P12	EA	1	*	*	*	*	7.1	12
4		ADD	PO	5310-732-0558	NUT, PLAIN, HEXAGON PUMP FRAME (96906) MS51967-8	EA	4	*	*	*	*	7.1	14
4		ADD	PO	5310-637-9541	WASHER, LOCK PUMP FRAME (96906) MS35338 46	EA	7	*	*	*	*	7.1	15
4		ADD	PO	5305-269-3214	SCREW, CAP, HEXAGON. PUMP FRAME (96906) MS90725-64	EA	4	*	*	*	*	7.1	1 16

PAGE	LINE	ACTION	(1)	(2)	(3)	(4)	(5)	(6)				(7)		
			SMR CODE	FEDERAL STOCK NO.	DESCRIPTION REFERENCE NO. & MFR. CODE	UNIT OF ISSUE	QTY INC IN	15-DAY ORGANIZATIONAL MAINT ALLOWANCE	(A) (B) (C) (D)	1-5	6-20	21-50	51-100	ILLUSTRATIONS (A) FIGURE NO.
		ADD	PO	5310-732-0558	NUT, PLAIN, HEXAGON MOTOR INTERMEDIATE (96906) MS51967-8	EA	4	*	*	*	*		7.1	17
		ADD	PO	5310-732-0558	NUT, PLAIN, HEXAGON: MOTOR SUPPORT (96906) MS51967-8	EA	1	*	*	*	*		7.1	20
		ADD	PO	5310-637-9541	WASHER, LOCK: MOTOR SUPPORT (96906) MS35338-46	EA	1	*	*	*	*		7.1	21
4		ADD	PO		SCREW, CAP, HEXAGON: MOTOR SUPPORT (96906) MS90725-68	EA	1	*	*	*	*		7.1	22
4		ADD	X20		FRAME, BASE ASSEMBLY: MOTOR AND PUMP (25567) 13367	EA	1						7.1	23
4		ADD	PO		MOTOR, DIRECT CURRENT (50380) X242-3A GROUP 07 - ENGINE MUFFLER	EA	1	*	*	*	*		7.1	24
5	11	CHG COL 3			COUPLING, HALF, QUICK DISCONNECT, MALE (96906) MS27022 6									
5	12	CHG PART NO. IN COL 3			ELBOW*** (81348) WWP521TYPE 2 GROUP 08 - ENGINE ASSEMBLY									
5	19	CHG PART NO. IN COL 3		5310-149-0021	LOCKWASHER*** (66289) PE5A									
7	17	CHG CODE AND PART NO. IN COL 3		5306-299-2393	SCREW*** (81349) MIL-B-857 TYPE II GRADE II GROUP 09-TANK ASSEMBLY, LIQUID STORAGE (IMMEDIATELY AFTER GROUP HEADING 09-ADD THE FOLLOWING ITEMS).									
8		ADD			STRAP ASSEMBLY: PUMP AND TANK (97403) 5-14-514-7	EA	1	*	*	*	*		18.1	
		ADD	PO	5340-444-7462	TIEDOWN ASSEMBLY: TANK (97403) 5-14-514-8	EA	4	*	*	*	*		18.1	1
		ADD	PO		TIEDOWN (97403) 5-14-5148-4	EA	1	*	*	*	*		18.1	2
8		ADD	PO	5340-445-7117	BRACKET (97403) 5-14-514-8-1	EA	2	*	*	*	*		18.1	3
		ADD	PO	5340-185-6828	TIEDOWN ASSEMBLY: PUMP (97403) 5-14-514-9-4									
8	4	DELETE COL 2			NUT*** (96906) MS51967-23									
8	5	DELETE COL 2			WASHER*** (96906) MS27183-23									
9	5	CHG COL 3			BODY, VALVE (97403) 5-14-365-54-1									
10	7	CHG COL 5		5310-269-4040	NUT*** (96906) MS51922-49									4
10	8	CHG COL 5		5310-820-6653	LOCKWASHER*** (96906) MS35338-50									4

PAGE	LINE	ACTION	(1) SMR CODE INDEX NO.	(2) FEDERAL STOCK NO	(3) DESCRIPTION REFERENCE NO. & MFR CODE	(4) UNIT OF ISSUE	(5) QTY INC IN	(6) 30-DAY ALLOWANCE (A) (B) (C)	(7) 30-DAY ALLOWANCE (A) (B) (C)	(8) 1-YR ALW PER EQUIP CNTGNCY	(9) DEPOT MAINT. ALW PER EQUIP	(10) ILLUS- TRATION (A) (B) FIG ITEM NO. NO.
14	14	ADD CODE AND PART NO. IN COL 3		5305-269-3211	SECTION IV REPAIRS, PARTS FOR DS, GS, AND DEPOT MAINTENANCE GROUP 02 REEL ASSEMBLY, NOZZLE AND FUELING HOSE SCREW*** (96906) MS90725-60							
14	23	ADD			(IMMEDIATELY AFTER SWING JOINT, STOCK NO. 4730-735-4397, ADD THE FOLLOWING LINE ITEM).							
14		ADD	PO	4730-277-6344	FITTING, LUBRICATING	EA	2	*	*	*	*	*
14	24	CHG COL 1,	PF	4730-203-1010	COUPLING*** (96906) MS27026-9			*	*	*	*	*
15	7	DELETE COL 2			SCREW*** (82366) 1P145							
15	12	ADD COL 2		3110-491-1494	BEARING*** (82366) 40005							
15	21	CHG PART NO. IN. COL 3			BODY*** (81718) H1669A							
16	9	ADD COL 2		4930-405-7544	SPOUT ASSEMBLY (81718) C2243							
16	23	ADD COL 2		5935-007-9202	PLUG (96906) MS3493-1							
16	24	ADD COL 2		5935-007-7577	CAP (96906) MS3493-2							
16	27				(IMMEDIATELY AFTER GASKET, STOCK NO. 4730-360-0595, ADD THE FOLLOWING LINE ITEMS).							
			PO	4720-718-6020	HOSE ASSEMBLY P1800-81 (14555)	EA	2	*	*	*	*	*
			X2F		HOSE, CLAMP (77414) 11S	EA	4					3 32
			X2F		COUPLING, HALF FEMALE, HOSE SHANK 1 1/2 IN (96906) MS27025-11	EA	1					3 34
			PO	4730-360-0595	GASKET (96906) MS27030 5	EA	1	*	*	*	*	*
			X1		HOSE: 1 1/2 IN. X 40 FT. MEL-H- 370C, TYPE 1 SIZE 5 (97403) 5-14-516-9-37	EA	1					3 35
												3 36

Page	Line	Action	(1) SMR Code Index No.	(2) Federal stock No.	(3) Description Reference No. & mfr code	(4) Unit of issue	(5) Qty Inc in unit	(6) 30-Day GS maint allowance			(7) 30-Day GS maint allowance			(8) 1-Yr aw per 100 equip catgry	(9) Depot maint. aw per 100 equip	(10) Illustration	
								(a) 1- 20	(b) 21- 30	(c) 31- 100	(a) 1- 20	(b) 21- 30	(c) 31- 100			(a) Fig No	(b) Item No.
			X1		COUPLING, HALF: male hose shank, 1 1/2 in. (96906) MS27021-9	EA	1								3	37	
			PO	4930-904-1383	PARTS KIT, FUFL NOZZLE (81718) H4126	EA	1	*	*	*	*	*	*	*	3		
					1-MAIN POPPET										3		
					1-UPPER POPPET										3	3	
					1-DISC										3	5	
					1-PACKING										3	19	
					1-PACKING, TEFLON										3	21	
			P20		GROUP 03 REEL ASSEMBLY, GROUND CABLE												
					REEL, STATIC DISCHARGE (82366) 2040	EA	1	*	*	*	*	*	*	*	4		
			X2F		RING, RETAINING (82366) 580P45	EA	2								4	1	
			X2F		SPACER (82366) 9813	EA	1								4	2	
			PF		SPRING, TENSION LOCK (83266) 9616	EA	1	*	*	*	*	*	*	*	4	3	
			P2F		RING, RETAINING (82366) 580P35	EA	1	*	*	*	*	*	*	*	4	4	
			PF		NUT (82366) 151P85	EA	8	*	*	*	*	*	*	*	4	5	
			PF		WASHER (82366) 103P35	EA	7	*	*	*	*	*	*	*	4	6	
			PF		SCREW (82366) 2P114	EA	1	*	*	*	*	*	*	*	4	7	
			PF		SCREW (82366) 2P109	EA	4	*	*	*	*	*	*	*	4	8	
			X2F		HOUSING ASSEMBLY: nameplate side (82366) 9685	EA	1								4	9	
			X2F		DRUM ASSEMBLY (82366) 9672	EA	1								4	11	
			PO	5310-087-4652	NUT, HEXAGON HEAD: self-locking, 3/8 in. (96906) MS51922-17	EA	3	*	*	*	*	*	*	*	4	12	
			PO	5310-627-6128	WASHER, LOCK: external tooth, 3/8 in. (96906) MS35335-35	EA	3	*	*	*	*	*	*	*	4	13	

PAGE	LINE	ACTION	(1) SMR CODE INDEX NO.	(2) FEDERAL STOCK NO	(3) DESCRIPTION REFERENCE NO. & MFR CODE	(4) UNIT OF ISSUE	(5) QTY INC IN	(6) 30-DAY MAINT ALLOWANCE (A) (B) (C)	(7) 30-DAY MAINT ALLOWANCE (A) (B) (C)	(8) 1-YR ALW PER EQUIP CNTGNCY	(9) DEPOT MAINT. ALW PER EQUIP	(10) ILLUS- TRATION (A) (B) FIG ITEM NO. NO.
			PO	5305-269-3209	BOLT, HEXAGON HEAD (96906) MS90725-58 GROUP 02 REEL ASSEMBLY, NOZZLE AND FUELING HOSE (LINE ITEM STARTING WITH HOSE ASSEMBLY, STOCK NO. 4720-718- 6020 AND TO INCLUDE BOLT STOCK NO. 5305-269-3209 PAGE 18, LINE ITEM 21). GROUP 04 MANIFOLD, HOSE AND FITTINGS	EA	3	* * * * *	* * * * *	*	4	14
18	1	DELETE										
19	11	CHG COLS 1 AND 5 ADD COL 2	PF	4730-008-1701	TEE*** (81718) 635AMA GROUP 05-FILTER SEPARATOR ASSEMBLY		3					
20	23	DELETE		4730-735-4387	TEE*** (81718) 635AMA FITTINGS***							
21	1	ADD COL 10B			(01276) 4412-4-5							16
21	8	ADD COL 2		4930-204-9420	TANK*** (97403) 13217E6311 GROUP 06 PUMP ASSEMBLY, CENTRIFUGAL							
21	25	ADD			(IMMEDIATELY AFTER BUSHING, STOCK NO. (05748) ADD THE FOLLOWING LINE ITEMS).							
21		ADD	X20		PUMP AND MOTOR ASSEMBLY (25567) 11570-02E-13X242	EA	1					7.1
			PO	4320-135-6233	PUMP UNIT (25567) 13633	EA	1	* * * * *	* * * * *	*	7.1	1
			PF	5310-732-0558	NUT, PLAIN, HEXAGON. (96906) MS51967-8	EA	20	* * * * *	* * * * *	*	7.1	1A
			PF		GASKET, VOLUTE CASING (25567) 2988CA	EA	1	* * * * *	* * * * *	*	7.1	2
			PF	5305-637-1119	SCREW, MACHINE (96906) MS35214-69	EA	3	* * * * *	* * * * *	*	7.1	3
			PF		PLATE VANE (25567) 6368	EA	1	* * * * *	* * * * *	*	7.1	4
			PF		NUT, SELF-LOCKING. HEXAGON: 7/16-20, IMPELLER SHAFT (25567) DC075	EA	1	* * * * *	* * * * *	*	7.1	5

PAGE	LINE	ACTION	(1)	(2)	(3)	(4)	(5)	(6)			(7)			(8)	(9)	(10)	
			SMR CODE INDEX NO.	FEDERAL STOCK NO	DESCRIPTION REFERENCE NO. & MFR CODE	UNIT OF ISSUE	QTY INC IN UNIT	DS ALLOWANCE (A)	MAINT (B)	30-DAY ALLOWANCE (C)	GS ALLOWANCE (A)	MAINT (B)	30-DAY ALLOWANCE (C)	1-YR ALW PER EQUIP CNTGNCY	DEPOT MAINT. ALW PER EQUIP	ILLUS- TRATION (A) FIG NO.	(B) ITEM NO.
			PF		IMPELLER (25567) 6369	EA	1	*	*	*	*	*	*	*	*	7.1	6
			PF		SEAL ASSEMBLY (00643) FSP12239827P271	EA	1	*	*	*	*	*	*	*	*	7.1	7
			PF	5330-291-3080	PACKING, PREFORMED: VANE MTG (96906) MS29513-146	EA	1	*	*	*	*	*	*	*	*	7.1	8
			X2F		HOUSING, VOLUTF (25567) 6366	EA	1									7.1	9
			PO	4730-085-7611	PLUG, PIPE: (25567) P08	EA	1	*	*	*	*	*	*	*	*	7.1	10
			PO	4730-042-8988	PLUG, PIPE: (25567) P04	EA	1	*	*	*	*	*	*	*	*	7.1	11
			PO		PLUG, PIPE: 3/4 IN NPT (25567) P12	EA	1	*	*	*	*	*	*	*	*	7.1	12
			PF	5307-360-0720	STUD: INTERMEDIATE HOUSING (25567) C0606	EA	12	*	*	*	*	*	*	*	*	7.1	13
			PO	5310-732-0558	NUT, PLAIN, HEXAGON: PUMP FRAME (96906) MS51967-8	EA	4	*	*	*	*	*	*	*	*	7.1	14
			PO	5310-637-9541	WASHER, LOCK: PUMP FRAME (96906) MS55338-46	EA	7	*	*	*	*	*	*	*	*	7.1	15
			PO	5305-269-3214	SCREW, CAP, HEXAGON: PUMP FRAME (96906) MS90725-64	EA	4	*	*	*	*	*	*	*	*	7.1	16
			PO	5310-732-0558	NUT, PLAIN, HEXAGON: MOTOR INTERMEDIATE (96906) MS51967-8	EA	4	*	*	*	*	*	*	*	*	7.1	17
			PF	5307-360-0720	STUD: MOTOR INTERMEDIATE (25567) C0606	EA	4	*	*	*	*	*	*	*	*	7.1	18
			X2F		BRACKET: INTERMEDIATE (25567) 6367	EA	1									7.1	19
			PO	5310-732-0558	NUT, PLAIN, HEXAGON: MOTOR SUPPORT (96906) MS51967-8	EA	1	*	*	*	*	*	*	*	*	7.1	20
			PO	5310-637-9541	WASHER, LOCK: MOTOR SUPPORT (96906) MS35338-46	EA	1	*	*	*	*	*	*	*	*	7.1	21
			PO		SCREW, CAP HEXAGON: MOTOR SUPPORT (96906) MS90725 68	EA	1	*	*	*	*	*	*	*	*	7.1	22
			X20		FRAME, BASE ASSEMBLY: MOTOR AND PUMP (25567) 13667	EA	1	*	*	*	*	*	*	*	*	7.1	23

PAGE	LINE	ACTION	(1)	(2)	(3)	(4)	(5)	(6)	(7)	(8)	(9)	(10)		
			SMR CODE INDEX NO.	FEDERAL STOCK NO	DESCRIPTION REFERENCE NO. & MFR CODE	UNIT OF ISSUE	QTY INC IN	30-DAY MAINT ALLOWANCE	30-DAY MAINT ALLOWANCE	1-YR ALW PER	DEPOT MAINT. ALW	ILLUS- TRATION PER 100	(A) (B) FIG	(B) (C) ITEM NO.
			PO		MOTOR, DIRECT CURRENT (50380) X252-3A	EA	1					7.1	24	
			PF		SCREW, MACHINE: 5-40 X 3/16 IN., BOX COVER (X5-03-4)	EA	8	*	*	*	*	*	7.1	25
			X2H		CONDUIT BOX ASSEMBLY (50380) 163P03	EA	1					7.1	25A	
			PF		GASKET: JUNCTION BOX COVER (50380) 91P10	EA	1	*	*	*	*	*	7.1	26
			PF		NUT, PLAIN, HEXAGON: 10-32, CONNECTOR BOX (50380) 50160	EA	2	*	*	*	*	*	7.1	27
			PF	5310-596-7691	WASHER, LOCK: CONNECTOR BOX (96906) MS35335-32	EA	2	*	*	*	*	*	7.1	28
			PF		SCREW, MACHINE. CONNECTOR BOX (50380) 54461	EA	2	*	*	*	*	*	7.1	29
			PF		CONNECTOR ASSEMBLY (50380) 170A36	EA	1	*	*	*	*	*	7.1	30
			PF		GASKET: CONNECTOR ASSEMBLY (50380) 91P05	EA	1	*	*	*	*	*	7.1	31
			PF		CONNECTOR, RECEPTACLE (50380) 123P07	EA	1	*	*	*	*	*	7.1	31A
			PF		SCREW, MACHINE: FILTER BOX (50380) 50608	EA	6	*	*	*	*	*	7.1	32
			PF		FILTER, INTERFERENCE: COMBINATION FILTER CONDENSER AND RESISTOR (56289) JN14828A	EA	1	*	*	*	*	*	7.1	33
			PH		SCREW, CAP: BOX, REAR HEAD (50380) 53204	EA	8	*	*	*	*	*	7.1	34
			PH	5310-550-1130	WASHER, LOCK: BOX, REAR HEAD (96906) MS35333-40	EA	4		*	*	*	*	7.1	35
			PF		GASKET: JUNCTION BOX, NEOPRENE, .020 THK, 2 11/15 IN. SQUARE (50380) 91P04	EA	1	*	*	*	*	*	7.1	36
			X2F	5935-581-4558	COVER, ELECTRICAL CONNECTOR (96906) MS24043-16C	EA	1					7.1	37	
			PF		SCREW, MACHINE: CONNECTOR BOX (50380) 54029	EA	4	*	*	*	*	*	7.1	38
			PF	5935-149-4086	CONNECTOR RECEPTACLE (96906) MS3102A16S6S	EA	1	*	*	*	*	*	7.1	39

PAGE	LINE	ACTION	(1)	(2)	(3)	(4)	(5)	(6)			(7)			(8)	(9)	(10)	
			SMR CODE INDEX NO.	FEDERAL STOCK NO	DESCRIPTION REFERENCE NO. & MFR CODE	UNIT OF ISSUE	QTY INC IN UNIT	DS ALLOWANCE (A)	MAINT ALLOWANCE (B)	30-DAY ALLOWANCE (C)	30-DAY ALLOWANCE (A)	1-YR ALLOWANCE (B)	1-YR ALLOWANCE (C)	PER EQUIP 100	DEPOT MAINT. ALW EQUIP 100	ILLUS- TRATION (A) FIG NO.	(B) ITEM NO.
	PF				GASKET: CONNECTOR (50380) 91P06	EA	1	*	*	*	*	*	*	*	*	7.1	40
	PF				SCREW, CAP, HEXAGON: 1/4-20 X 3/4 IN. COVER, REAR HEAD (50380) 53204	EA	4	*	*	*	*	*	*	*	*	7.1	41
	X2F				COVER: INSPECTION (50380) 856164	EA	1									7.1	42
	PF				SCREW, MACHINE: 1/4-20 X 3/8, RELAY, REAR HEAD (50380) 50608	EA	2	*	*	*	*	*	*	*	*	7.1	43
	PF		5945-502-9643		RELAY, POWER: 100 AMP-28VDC (15605) 6041H80A	EA	1	*	*	*	*	*	*	*	*	7.1	44
	PF				NUT, PLAIN, HEXAGON: 5/16-18, HEAD, FRONT AND REAR (50380) 50155	EA	8	*	*	*	*	*	*	*	*	7.1	45
	PF				STUD: 5/16-18 X 8 5/16, HEAD, FRONT AND REAR (50380) 756367	EA	4	*	*	*	*	*	*	*	*	7.1	46
	X1				HEAD: REAR (50380) 856165	EA	1									7.1	47
	PF				SPRING, THRUST (50380) 57081	EA	1	*	*	*	*	*	*	*	*	7.1	48
	PF		3110-144-8603		BEARING, BALL: ANNULAR (38443) 204SFF	EA	2	*	*	*	*	*	*	*	*	7.1	49
	PF				PLATE, BEARING: BACK (50380) 134P01	EA	1	*	*	*	*	*	*	*	*	7.1	50
	PH				SCREW, MACHINE: 1/4-20 X 1/2 IN., COMMON (50380) 53570	EA	2				*	*	*	*	*	7.1	51
	PF		5977-165-8687		BRUSH: ELECTRICAL CONTACT (50380) 60310	EA	4	*	*	*	*	*	*	*	*	7.1	52
	PF		6920-313-9378		SPRING: HOLDER ASSEMBLY, ELECTRICAL CONTACT (50380) 16483	EA	4	*	*	*	*	*	*	*	*	7.1	53
	PH				SCREW, MACHINE: 10-32 X 1/4 IN. COMMON (50380) 50303	EA	2				*	*	*	*	*	7.1	54
	PH				HOLDER, ASSEMBLY: ELECTRICAL CONTACT (50380) 49934	EA	1				*	*	*	*	*	7.1	55
	PF				SCREW, MACHINE: 10-32 X 1 IN. COMMON (50330) 54127	EA	2	*	*	*	*	*	*	*	*	7.1	56

PAGE	LINE	ACTION	(1)	(2)	(3)	(4)	(5)	(6)			(7)			(8)	(9)	(10)	
			SMR CODE INDEX NO.	FEDERAL STOCK NO	DESCRIPTION REFERENCE NO. & MFR CODE	UNIT OF ISSUE	QTY INC IN	DS ALLOWANCE (A)	MAINT (B)	30-DAY ALLOWANCE (C)	GS ALLOWANCE (A)	MAINT (B)	30-DAY ALLOWANCE (C)	1-YR PER EQUIP CNTGNCY	DEPOT MAINT. PER EQUIP	ILLUS- TRATION (A) FIG NO.	(B) ITEM NO.
	X1				HEAD, FRONT (50380) 856207	EA	1									7.1	57
	PF				SHIM (50380) 50324	EA	1	*	*	*	*	*	*	*	*	7.1	58
	PF				SCREW, MACHINE: 4-40 X 1/4 IN., CLIP, SPRING (50380) 56546	EA	2	*	*	*	*	*	*	*	*	7.1	59
	PF				CLIP, SPRING (50380) 451053	EA	1	*	*	*	*	*	*	*	*	7.1	60
	PF				SPRING (50380) 481052	EA	1	*	*	*	*	*	*	*	*	7.1	61
	PF				BRUSH, ELECTRICAL CONTACT: GROUNDING (50380) 162758	EA	1	*	*	*	*	*	*	*	*	7.1	62
	PF				RING ASSEMBLY: GROUNDING (50380) 121712	EA	1	*	*	*	*	*	*	*	*	7.1	63
	PF				ARMATURE, MOTOR (ORDER ARMATURE FOR MOTOR STYLE NO. 377082)	EA	1	*	*	*	*	*	*	*	*	7.1	64
	PH				STATOR, MOTOR (50380) D2953	EA	1				*	*	*	*	*	7.1	65
	X2H				PLATE, INSTRUCTION. FLOW DIRECTION (25567) 13646	EA	1									7.1	66
	PH				PIN, ESCUTCHEON: 14 X 1/4, PLATE MOTOR (88044) AN302-14-2	EA	12				*	*	*	*	*	7.1	67
	X2H				PLATE, IDENTIFICATION (25567) 13644	EA	1									7.1	68
	PF		5340-933-5905		SHIM SET (25567) 5889	EA	1	*	*	*	*	*	*	*	*		
	PF				WICKING (50380) 8096	EA	1	*	*	*	*	*	*	*	*		
	PH				SCREW, MACHINE: 1/4-20 X 3/4 IN., STATOR POLE PICE (50380) 54474	EA	6				*	*	*	*	*		
	PH				WASHER, LOCK: STATOR POLE PIECE (96906) MS35336-27	EA	6				*	*	*	*	*		
	PH				SCREW, MACHINE: 1/4-20 X 3/4 IN. INTERPOLE STATOR (50380) 54474	EA	2				*	*	*	*	*		

PAGE	LINE	ACTION	(1)	(2)	(3)	(4)	(5)	(6)			(7)			(8)	(9)	(10)	
			SMR CODE INDEX NO.	FEDERAL STOCK NO	DESCRIPTION REFERENCE NO. & MFR CODE	USABLE ON CODE	UNIT OF ISSUE	QTY INC IN	DS	MAINT	ALLOWANCE	GS	MAINT	ALLOWANCE	PER	DEPOT MAINT.	ILLUS- TRATION
								1-	21-	51-	1-	21-	51-	EQUIP	100	FIG	ITEM
								20	50	100	20	50	100	CNTGNCY	EQUIP	NO.	NO.
			PH		WASHER, LOCK: INTERPOLE STATOR (96906) MS35336-27	EA	2				*	*	*	*	*		
			PH		SWITCH, THERMAL (82647) 9700-01-03	EA	1				*	*	*	*	*		
			PH		LEAD, ELECTRICAL (50380) 122282	EA	1				*	*	*	*	*		
			PH		LEAD, ELECTRICAL (50380) 122173	EA	1				*	*	*	*	*		
			PH		LEAD, ELECTRICAL (50380) 122172	EA	2				*	*	*	*	*		
22	11	CHG COL 3			GROUP 07-ENGINE MUFFLER COUPLING, HALF, QUICK DIS- CONNECT, MALE (96906) MS27022-6												
22	12	CHG PART NO. IN COL 3			ELBOW*** (81348) WW1521 TYPE 2 GROUP 08-ENGINE ASSEMBLY												
22	20	CHG PART NO. IN. COL 3		5310-149-0021	LOCK WASHER*** (66289) PE5A GROUP 09-TANK ASSEMBLY, LIQUID STORAGE (IMMEDIATELY AFTER GROUP HEADING, 09-ADD THE FOLLOWING LINE ITEMS).												
31		ADD			STRAP ASSEMBLY: PUMP AND TANK (97403) 5-14-514-7	EA	1	*	*	*	*	*	*	*		18.1	
31		ADD	PO	5340-185-6829	TIEDOWN ASSEMBLY: TANK (97403) 5-14-514-8	EA	4	*	*	*	*	*	*	*		18.1	1
31		ADD	PO	5340-444-7462	TIEDOWN (97403) 5-14-514-8-4	EA	1	*	*	*	*	*	*	*		18.1	2
31		ADD	PO	5340-445-7117	BRACKET (97403) 5-14-514-8-1	EA	2	*	*	*	*	*	*	*		18.1	3
31		ADD	PO	5340-185-6828	TIEDOWN ASSEMBLY: PUMP (97403) 5-14-514-9-4	EA	1	*	*	*	*	*	*	*		18.1	4
31	10	DELETE COL 2			NUT*** (96906) MS51967-23												
31	11	DEL COL 2			WASHER*** (96906) MS27183-23												
32	16	CHG COL 3			BODY, VALVE (97403) 5-14-365-54-1												

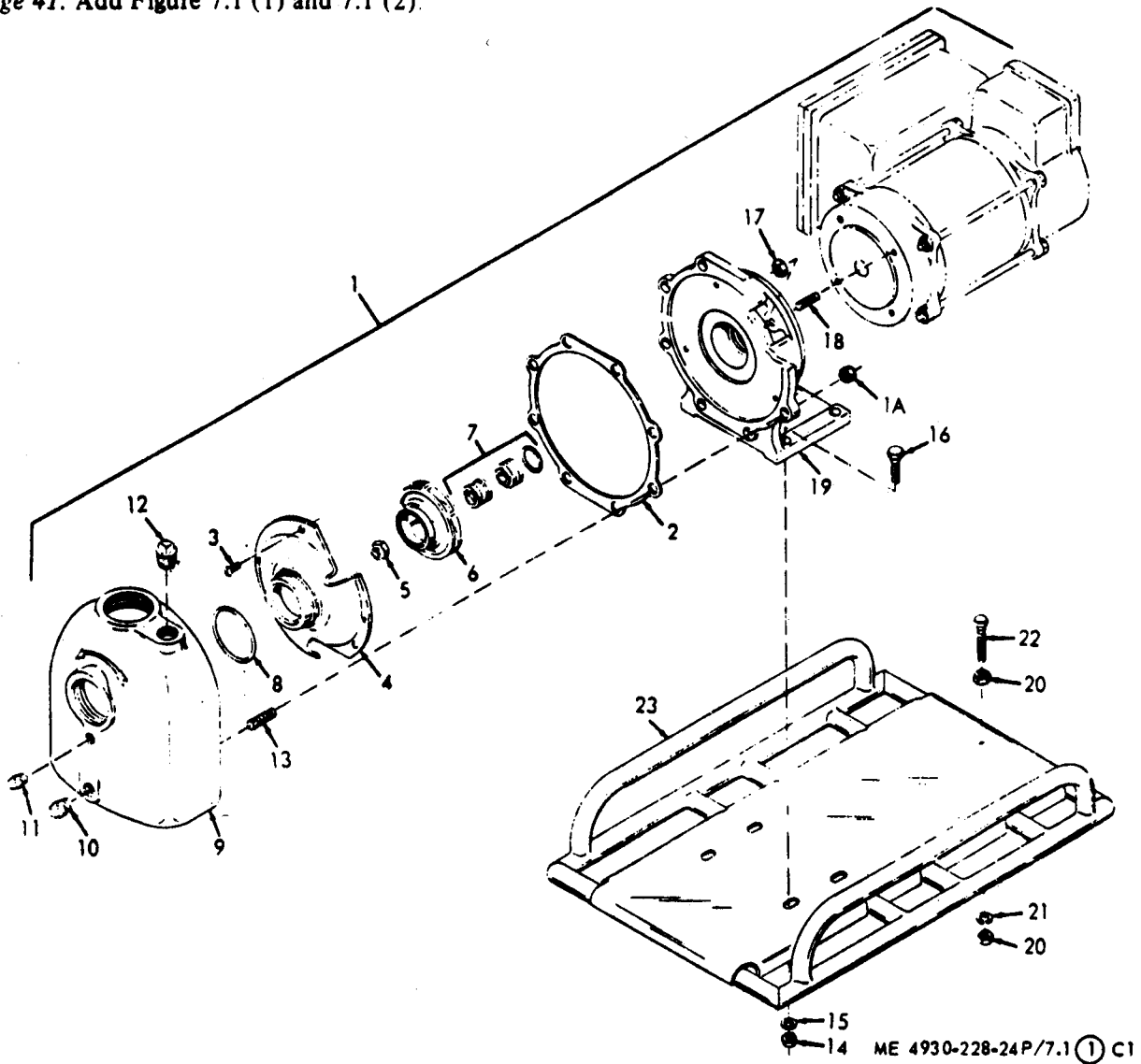
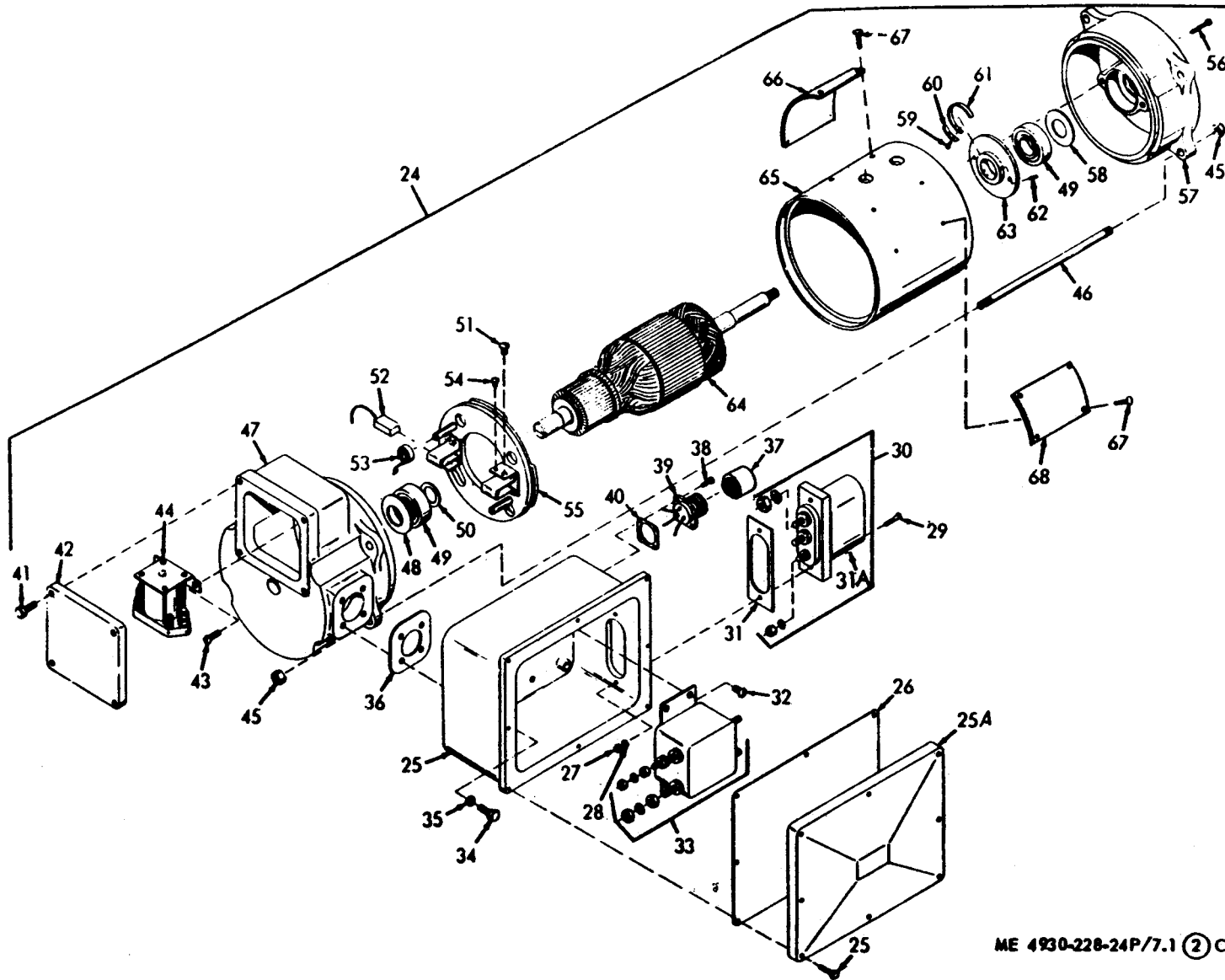
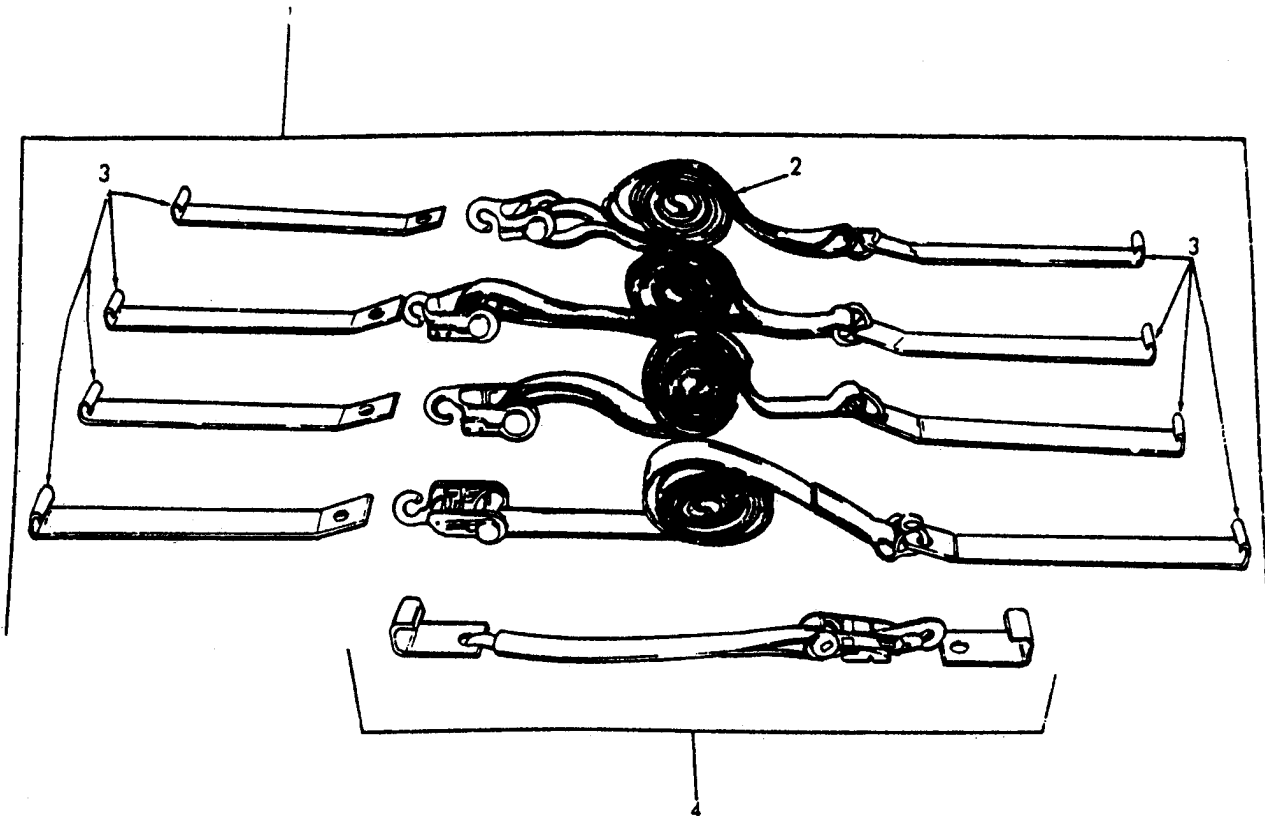


Figure 7.1. Motor and pump assembly. (Sheet 1 of 2)



ME 4930-228-24P/7.1 (2) C1

Figure 7.1. Motor and pump assembly. (Sheet 2 of 2)



ME 4930-228-24P/18.1 C2

Figure 18.1 Tand and pump tiedown straps.

By Order of the Secretary of the Army:

Official:
VERNE L. BOWERS
Major General, United States Army
The Adjutant General

CREIGHTON W. ABRAMS
General, United States Army
Chief of Staff

Distribution:

To be distributed in accordance with DA Form 12-25A (qty rqr block No. 154), Organizational maintenance requirements for Petroleum Distribution.

SECTION I

INTRODUCTION

1. Scope

a. This manual lists repair parts, special tools, test and support equipment required for the performance of organizational, direct support, general support, and depot maintenance of the tank and pump unit.

b. Repair parts listed represent those authorized for use at indicated maintenance levels and will be requisitioned (on an "as required" basis until stockage is justified by demand in accordance with AR 710-2).

2. General

This Repair Parts and Special Tools List is divided into the following sections:

a. Repair Parts-Section II. A list, in figure and item number sequence, of repair parts authorized at the organizational (level for the performance of maintenance, including those items which must be moved for replacement of the authorized item. Items, except kits and sets, are listed by assembly group in top down breakdown sequence. Repair parts kits and sets are listed separately at the end of the assembly group to which they belong.

b. Special Tools, Test and Support Equipment-Section III. Not Applicable.

c. Repair Parts-Section IV. A list, in figure and item number sequence, of the repair parts authorized for the performance of maintenance at the direct support, general support, and depot levels, including those items which must be removed for replacement of the authorized item. Items, except kits and sets, are listed by assembly group in top down breakdown sequence. Repair parts kits and sets are listed separately at the end of the assembly group to which they belong.

d. Special Tools, Test and Support Equipment-Section V. Not applicable.

e. Federal Stock Number and Reference Number Index-Section VI. A list of Federal stock numbers in ascending numerical sequence, fol-

lowed by a list of reference numbers appearing in all listings, in ascending alpha-numeric sequence, cross-referenced to the illustration figure and item number.

3. Explanation of Columns

The following provides an explanation of columns in the tabular lists in sections II and IV.

a. Source, Maintenance, and Recoverability Codes (SMR).

(1) Source code. Indicates the source for the listed item. Source Codes are:

<i>Code</i>	<i>Explanation</i>
P	Repair parts, special tools and test equipment supplied from the GSA/DSA, or Army supply system, and authorized for use at indicated maintenance levels.
P2	Repair parts, special tools and test equipment which are procured and stocked for insurance purposes because the combat or military essentiality of the end item dictates that a minimum quantity be available in the supply system.
M	Repair parts, special tools and test equipment which are not procured or stocked, as such, in the supply system but are to be manufactured at indicated maintenance levels.
A	Assemblies which are not procured or stocked as such, but are made up of two or more units. Such component units carry individual stock numbers and descriptions, are procured and stocked separately and can be assembled to form the required assembly at indicated maintenance categories.
X	Parts and assemblies that are not procured or stocked because the failure rate is normally below that of the applicable end item or component. The failure of such part or assembly should result in retirement of the end item from the supply system.
X1	Repair parts which are not procured or stocked. The requirement for such items will be filled by the next higher assembly or component.
X2	Repair parts, special tools and test equipment which are not stocked and have no foreseen mortality. The indicated maintenance level requiring such repair parts will attempt to obtain the parts through cannibalization or

<i>Code</i>	<i>Explanation</i>
	salvage; if not obtainable through cannibalization or salvage, the item may be requisitioned with exception data, from the end item manager, for immediate use.
G	Major assemblies that are procured with PE-MA funds for initial issue only as exchange assemblies at DSU and GSU level. These assemblies will not be stocked above the DS and GS level or returned to depot supply level.

NOTE

Cannibalization or salvage may be used as a source of supply for any items source coded above except those coded X1 and aircraft support items as restricted by AR 700-42.

(2) *Maintenance code.* Indicates the lowest level of maintenance authorized to install the listed item. Repair parts and special tools assigned maintenance code "C" may be stocked at the operator level maintenance when authorized by the unit commander. The maintenance level codes are:

<i>Code</i>	<i>Explanation</i>
C	Crew or Operator maintenance
O	Organizational maintenance
F	Direct Support maintenance
H	General Support maintenance
D	Depot maintenance

(3) *Recoverability code.* Indicates whether unserviceable items should be returned for recovery or salvage. Items not coded are expendable. Recoverability codes are:

<i>Code</i>	<i>Explanation</i>
R	Applied to repair parts, (assemblies and components), special tools and test equipment which are considered economically repairable at direct and general support maintenance levels. When the item is no longer economically repairable, it is normally disposed of at the GS level. When supply considerations dictate, some of these repair parts may be listed for automatic return to supply for depot level repair as set forth in AR 710-50. When so listed, they will be replaced by supply on an exchange basis.
S	Repair parts, special tools, test equipment and assemblies which are economically repairable at DSU and GSU activities and which normally are furnished by supply on an exchange basis. When items are determined by a GSU to be uneconomically repairable, they will be evacuated to a depot for evaluation and analysis before final disposition.
T	Higher dollar value recoverable repair parts, special tools and test equipment which are subject to special handling and are issued on an exchange basis. Such items will be eva-

<i>Code</i>	<i>Explanation</i>
	cuated to the depot for overhaul or final disposition. Communications-Electronics and missile support items will be repaired/overhauled only at depots.
U	Repair parts, special tools and test equipment specifically selected for salvage by reclamation units because of precious metal content, critical materials, high dollar value or reusable casings or castings.

b. Federal Stock Number. Indicates the Federal stock number assigned to the item and will be used for requisitioning purposes.

c. Description. Indicates the Federal item name and any additional description of the items required. Assembly components and subassemblies are indented under major assemblies. The abbreviation "w/e" when used as part of the nomenclature, indicates the Federal stock number, includes all armament, equipment, accessories, and repair parts issued with the item. A part number or other reference number is followed by the applicable five-digit Federal supply code for manufacturers in parenthesis. Repair parts quantities included in kits and sets are shown in front of the repair part name. Material required for manufacture or fabrication is identified.

d. Unit of Measure (U/M). A two-character alphabetic abbreviation indicating the amount or quantity of the item, as used, upon which the allowances are based, e.g., ft., ea., pr., etc.

e. Quantity Incorporated in Unit. Indicates the quantity of the item used in the assembly group. A "V" appearing in this column in lieu of a quantity indicates that a definite quantity cannot be indicated, (e.g., shims, spacers, etc.).

f. Fifteen-Day Organizational Maintenance.

(1) Items authorized for use as required but not for initial stockage are identified with an asterisk in the allowance column.

(2) The allowance columns are divided into four subcolumns. Indicated in each subcolumn is the total quantity of special tools authorized for the number of equipments supported. When special tools are not required, enter statement-Not applicable.

g. Thirty-Day DS/GS Maintenance Allowance.

(1) Items authorized for use as required but not for initial stockage are identified with an asterisk in the allowance column.

(2) The allowance columns are divided into three subcolumns. The quantitative allowance of special tools for DS/GS levels of maintenance will represent initial stockage for a 30-day period for the number of equipments supported. When

**7. Recommendations for Maintenance
Publications Improvements**

You can improve this manual by calling attention to errors and by recommending improvements, using DA Form 2028 (Recommended

Changes to Publications) or by a letter, and mailing directly to Commanding General, U.S. Army Mobility Equipment Command, ATTN: AMSME-MPP, St. Louis, Mo, 63120. A reply will be furnished directly to you.

TM5-4930-228-24P						15-DAY ORGANIZATIONAL ILLUS-					
(1)	(2)	(3)		(4)	(5)	(6)	(7)				
SMR	FEDERAL	DESCRIPTION		UNIT	QTY	MAINTENANCE ALW				TRATION	
CODE	STOCK		USABLE	OF	INC	(A)	(B)	(C)	(D)	(A)	(B)
	NUMBER	REF NUMBER & MFR CODE	ON	MEAS	IN					FIG.	ITEM
			CODE		UNIT	1-5	6-20	21-50	51-100	NO.	NO.
SECTION II - REPAIR PARTS FOR ORGANIZATIONAL MAINTENANCE											
GROUP 01 - PUMPING ASSEMBLY											
P O R	4320-139-3797	PUMP ASSEMBLY P1800 (14555)		EA	1	*	*	*	*	1	1
P O	5310-087-4652	NUT, LOCK: PUMP AND ENGINE BASE MTG MS51922-17 (96906)		EA	6	*	*	*	*	1	3
P O	5310-637-9541	WASHER, LOCK: PUMP AND ENGINE BASE MTG MS35337-46 (96906)		EA	4	*	*	*	*	1	4
P O	5310-809-5998	WASHER, FLAT		EA	2	*	*	*	*	1	5A
P O	5305-269-3216	SCREW, CAP, BOLT, HEXAGON HEAD: PUMP MTG MS90725-66 (96906)		EA	2	*	*	*	*	1	5
P O	5305-782-9489	SCREW, CAP, HEXAGON HEAD: ENGINE MTG MS90728-66 (96906)		EA	4	*	*	*	*	1	5B
P O	5306-428-8915	BOLT, HEXAGON HEAD: ENGINE BASE MTG MS90725-67 (96906)		EA	4	*	*	*	*	1	7
P O	5310-627-6128	WASHER, LOCK: EXTERNAL TOOTH, ENGINE BASE MTG MS35335-35 (96906)		EA	2	*	*	*	*	1	8
P O	5305-269-3214	SCREW, CAP, HEXAGON HEAD: REEL MTG MS90725-64 (96906)		EA	6	*	*	*	*	1	9
P O	5310-627-6128	WASHER, LOCK: 3/8 IN., EXTERNAL TOOTH MS35335-35 (96906)		EA	14	*	*	*	*	1	10
P O	5310-087-4652	NUT, LOCK: REEL MTG MS51922-17 (96906)		EA	14	*	*	*	*	1	11
P O	5305-269-3214	SCREW, CAP, HEXAGON HEAD MS90725-64 (96906)		EA	8	*	*	*	*	1	12
P O	4720-718-6020	HOSE ASSEMBLY P1800-81 (14555)		EA	2	*	*	*	*	1	15
P O	5310-087-4652	NUT, HEXAGON, SELF-LOCKING: FILTER MTG, TOP MS51922-17 (96906)		EA	2	*	*	*	*	1	19
P O	5310-627-6128	WASHER, LOCK, EXTERNAL TOOTH: GROUND CABLE, REEL MTG MS35335-35 (96906)		EA	4	*	*	*	*	1	23
P O	5305-269-3214	SCREW, CAP, HEXAGON HEAD MS90725-64 (96906)		EA	4	*	*	*	*	1	24
P20	5340-109-7716	TIE DOWN ASSEMBLY 5-14-512-6 (97403)		EA	2	*	*	*	*	1	36
X1		NUT, PLAIN, HEXAGON: TIE DOWN MTG MS51922-33 (96906)		EA	1					1	37
X1		WASHER, FLAT: TIE DOWN MTG MS27183-18 (96906)		EA	1					1	38
X1		EYE, BOLT AND TURNBUCKLE ASSEMBLY 5-14-514-6-47 (97403)		EA	1					1	
P O		NUT, HEXAGON: ENGINE BASE MTG MS35690-602 (96906)		EA	4	*	*	*	*	1	

TM5-4930-228-24P		(3)	(4)	(5)	(6)				(7)			
(1)	(2)				15-DAY ORGANIZATIONAL				ILLUS-			
SMR	FEDERAL	DESCRIPTION	USABLE	UNIT	QTY	MAINTENANCE ALW				TRATION		
CODE	STOCK		ON	OF	INC	(A)	(B)	(C)	(D)	(A)	(B)	
	NUMBER	REF NUMBER & MFR CODE	CODE	MEAS	IN	UNIT	1-5	6-20	21-50	51-100	FIG.	ITEM
											NO.	NO.
		GROUP 02 - REEL ASSEMBLY, NOZZLE AND FUELING HOSE										
P O	5310-616-6696	NUT, PLAIN, HEXAGON MS25082-6 (96906)		EA	6		*	*	*	*	2	1
X20		COUPLING, HALF: RH, QUICK DISCONNECT MS27026-9 (96906)		EA	1						2	
P O	4730-360-0595	GASKET: RH MS27030-5 (96906)		EA	1		*	*	*	*	2	
P20	4930-902-4642	NOZZLE ASSEMBLY 190GA1-1-2 (81718)		EA	2		*	*	*	*	3	
X1		BODY: CAP 4-1669A (81718)		EA	1						3	1
X1		SPRING H2061M (81718)		EA	1						3	2
X1		POPPET, UPPER C838M (81718)		EA	1		SEE KIT FSN 4930-904-1383				3	3
X1		DISC, HOLDER H1670M (81718)		EA	1						3	4
X1		DISC, LOWER H502M (81718)		EA	1		SEE KIT FSN 4930-904-1383				3	5
X1		DISC, WASHER H428RA (81718)		EA	1						3	6
X1		NUT H213RB (81718)		EA	1						3	7
X1		STEM H538RE (81718)		EA	1						3	8
X20		CAP H3804A (81718)		EA	1						3	9
P20	4030-803-0272	CHAIN, LINK HOOK H3673M (81718)		EA	2		*	*	*	*	3	10
P20	5360-522-2247	SPRING, EXTENSION H3667M (81718)		EA	1		*	*	*	*	3	11
X1		CHAIN H284M (81718)		EA	1						3	12
P20		SPOUT ASSEMBLY, W/GASKET C2243 (81718)		EA	1		*	*	*	*	3	13
P O		GASKET, SPOUT ASSEMBLY H7766M (81718)		EA	1		*	*	*	*	3	14
P20	4320-989-3260	STRAINER 153 (81718)		EA	1		*	*	*	*	3	15
P O	5315-168-6443	COTTER, PIN H1471M (81718)		EA	1		*	*	*	*	3	16
X1		LEVER, RIVET, STRAIGHT H3353M (81718)		EA	1						3	17
X1		LEVER H1668B (81718)		EA	1						3	18
X1		PACKING, NUT H113RA (81718)		EA	1		SEE KIT FSN 4930-904-1383				3	19
X1		PACKING, GLAND H7012M (81718)		EA	1						3	20
X1		PACKING, TEFLON ASBESTOS H714M (81718)		EA	1		SEE KIT FSN 4930-904-1383				3	21
X1		STUFFING BOX H195RB (81718)		EA	1						3	22

TM5-4930-228-24P											
(1)	(2)	(3)		(4)	(5)	(6)				(7)	
SMR	FEDERAL	DESCRIPTION		UNIT	QTY	15-DAY ORGANIZATIONAL				ILLUS-	
CODE	STOCK			OF	INC	MAINTENANCE ALW				TRATION	
	NUMBER	REF NUMBER & MFR CODE	USABLE	MEAS	IN	(A)	(B)	(C)	(D)	(A)	(B)
			ON		UNIT	1-5	6-20	21-50	51-100	FIG.	ITEM
			CODE			NO.	NO.	NO.	NO.	NO.	NO.
P O	4730-897-4857	CABLE ASSEMBLY 616W (81718)		EA	1	*	*	*	*	3	23
X20		CLIP H5482M (81718)		EA	1					3	24
X1		CABLE H5132RS (81718)		EA	1					3	25
X1		STUD MS25384-3 (96906)		EA	1					3	26
P O		PLUG MS3493-1 (96906)		EA	1	*	*	*	*	3	27
P O		CAP MS3493-2 (96906)		EA	2	*	*	*	*	3	28
X1		BODY D546A (81718)		EA	1					3	29
X20		COUPLING, HALF MS27026-9 (96906)		EA	2					3	30
P O	4730-360-0595	GASKET MS27030-5 (96906)		EA	1	*	*	*	*	3	31
P O	4720-718-6020	HOSE ASSEMBLY P1800-81 (14555)		EA	2	*	*	*	*	3	32
P O	4730-360-0595	GASKET MS27030-5 (96906)		EA	1	*	*	*	*	3	35
P O	4930-904-1383	PARTS KIT, FUEL NOZZLE H426 (81718)		EA	1	*	*	*	*	3	
		1-MAIN POPPET								3	
		1-UPPER POPPET								3	3
		1-DISC								3	5
		1-PACKING								3	19
		1-PACKING, TEFLON								3	21
		GROUP 03 - REEL ASSEMBLY, GROUND CABLE									
P20		REEL, STATIC DISCHARGE 2040 (82366)		EA	1	*	*	*	*	4	
P O	5310-087-4652	NUT, HEXAGON HEAD: SELF-LOCKING, 3/8 IN. MS51922-17 (96906)		EA	3	*	*	*	*	4	12
P O	5310-627-6128	WASHER, LOCK: EXTERNAL TOOTH, 3/8 IN. MS35335-35 (96906)		EA	3	*	*	*	*	4	13
P O	5305-269-3209	BOLT MS90725-62 (96906)		EA	3	*	*	*	*	4	14
		GROUP 04 - MANIFOLD, HOSE AND FITTINGS									
P O		HOSE ASSEMBLY: PUMP TO FILTER AND SEPARATOR P1800-82 (14555)		EA	1	*	*	*	*	5	1
P O	4720-718-6023	HOSE ASSEMBLY: MANIFOLD TO PUMP P1800-86 (14555)		EA	1	*	*	*	*	5	2
P O	5330-612-2414	GASKET MS27030-6 (96906)		EA	9	*	*	*	*	5	
P O	4720-718-6024	HOSE ASSEMBLY: MANIFOLD TO REAR TANK P1800-87 (14555)		EA	1	*	*	*	*	5	3

PAGE	LINE	ACTION	(1) SMR CODE INDEX NO.	(2) FEDERAL STOCK NO	(3) DESCRIPTION REFERENCE NO. & MFR CODE	(4) UNIT OF ISSUE	(5) QTY INC IN UNIT	(6) 30-DAY ALLOWANCE (A) (B) (C)	(7) 30-DAY ALLOWANCE (A) (B) (C)	(8) 1-YR ALW PER EQUIP CNTGNCY	(9) DEPOT MAINT. ALW PER EQUIP	(10) ILLUS- TRATION (A) (B) FIG ITEM NO. NO.
14	14	ADD CODE AND PART NO. IN COL 3		5305-269-3211	SECTION IV REPAIRS, PARTS FOR DS, GS, AND DEPOT MAINTENANCE GROUP 02 REEL ASSEMBLY, NOZZLE AND FUELING HOSE SCREW*** (96906) MS90725-60							
14	23	ADD			(IMMEDIATELY AFTER SWING JOINT, STOCK NO. 4730-735-4397, ADD THE FOLLOWING LINE ITEM).							
14		ADD	PO	4730-277-6344	FITTING, LUBRICATING	EA	2	*	*	*	*	*
14	24	CHG COL 1,	PF	4730-203-1010	COUPLING*** (96906) MS27026-9			*	*	*	*	*
15	7	DELETE COL 2			SCREW*** (82366) 1P145							
15	12	ADD COL 2		3110-491-1494	BEARING*** (82366) 40005							
15	21	CHG PART NO. IN. COL 3			BODY*** (81718) H1669A							
16	9	ADD COL 2		4930-405-7544	SPOUT ASSEMBLY (81718) C2243							
16	23	ADD COL 2		5935-007-9202	PLUG (96906) MS3493-1							
16	24	ADD COL 2		5935-007-7577	CAP (96906) MS3493-2							
16	27				(IMMEDIATELY AFTER GASKET, STOCK NO. 4730-360-0595, ADD THE FOLLOWING LINE ITEMS).							
			PO	4720-718-6020	HOSE ASSEMBLY P1800-81 (14555)	EA	2	*	*	*	*	*
			X2F		HOSE, CLAMP (77414) 11S	EA	4					3 32
			X2F		COUPLING, HALF FEMALE, HOSE SHANK 1 1/2 IN (96906) MS27025-11	EA	1					3 34
			PO	4730-360-0595	GASKET (96906) MS27030 5	EA	1	*	*	*	*	*
			X1		HOSE: 1 1/2 IN. X 40 FT. MEL-H- 370C, TYPE 1 SIZE 5 (97403) 5-14-516-9-37	EA	1					3 35

PAGE	LINE	ACTION	(1)	(2)	(3)	(4)	(5)	(6)				(7)	
			SMR CODE	FEDERAL STOCK NO.	DESCRIPTION REFERENCE NO. & MFR CODE	USABLE ON CODE	UNIT OF ISSUE	QTY INC IN UNIT	15 DAY ORGANIZATIONAL MAINT. ALLOWANCE (A) (B) (C) (D) 1-5 6-20 21-50 51-100				ILLUSTRATIONS (A) (B) FIGURE ITEM NO.
			PO		ADAPTER CONNECTOR 11677570 (19207)	EA	1	*	*	*	*	7.3	11
			X20		ELBOW, 90 DEGREE 13217E7166 (97403)	EA	1	*	*	*	*	7.3	12
			PO	5310-00-732-0558	NUT, PLAIN, HEXAGON MS51967-8 (96906)	EA	6	*	*	*	*	7.3	13
			PO		WASHER, LOCK, SPRING MS35338-46 (96906)	EA	6	*	*	*	*	7.3	14
			PO	5310-00-080-6004	WASHER, FLAT MS27183-14 (96906)	EA	6	*	*	*	*	7.3	15
			PO	5305-00-821-3869	SCREW, CAP, HEXAGON MS90728-65 (96906)	EA	2	*	*	*	*	7.3	16
			X20		JUNCTION BOX ASSY 13227E6652 (97403)	EA	1	*	*	*	*	7.3	17
			X20		FITTING UNION 13217E7165-1 (97403)	EA	2	*	*	*	*	7.3	18

TM5-4930-228-24P						15-DAY ORGANIZATIONAL				ILLUS-		
(1)	(2)	(3)	(4)	(5)	(6)	(A)	(B)	(C)	(D)	(7)	(A)	(B)
SMR	FEDERAL	DESCRIPTION	USABLE	UNIT	QTY	MAINTENANCE ALW				FIG.	ITEM	
CODE	STOCK		ON	OF	INC					NO.	NO.	
	NUMBER	REF NUMBER & MFR CODE	CODE	MEAS	IN	UNIT	1-5	6-20	21-50	51-100		
P O		NUT, SQUARE HEAD PD239 (66289)		EA	2		*	*	*	*	9	10
X20		STRAP: FUEL TANK MTG PG1201 (66289)		EA	2						9	11
X1		ELBOW: PIPE TO TUBE RF1225 (66289)		EA	2						9	12
P O	2910-447-9287	TUBE ASSEMBLY: METAL, FUEL FILTER TO CARBURETOR RP902 (66289)		EA	1		*	*	*	*	9	13
X20		STANDPIPE: FUEL TANK RM1280A (66289)		EA	1						9	14
P20		TANK ASSEMBLY: FUEL WE411BS1 (66289)		EA	1		*	*	*	*	9	15
P O	2910-846-0943	CAP: FUEL TANK RC118 (66289)		EA	1		*	*	*	*	9	16
X20		RING, RETAINING: FUEL TANK STRAINER SCREW PK127A (66289)		EA	1						9	17
P O	4730-812-4303	ELEMENT, STRAINER: SEDIMENT, FUEL TANK RD127C (66289)		EA	1		*	*	*	*	9	18
X20		BRACKET: FUEL TANK MTG BK121 (66289)		EA	1						9	19
P O		STRAINER ASSEMBLY: SEDIMENT OW418T (78480)		EA	1		*	*	*	*	9	20
X1		BOWL, GLASS OW363 (78480)		EA	1		SEE KIT P/N LQ32 (78480)				9	21
X1		SCREEN, FILTER OW352 (78480)		EA	1		SEE KIT P/N LQ32 (78480)				9	22
X1		GASKET: BOWL 06096 (78480)		EA	1		SEE KIT P/N LQ32 (78480)				9	23
X1		CLAMP, WIRE AND NUT ASSEMBLY OW447 (78480)		EA	1						9	24
P O	5305-988-1723	SCREW, CAP, HEXAGON HEAD MS35206-279 (96906)		EA	2		*	*	*	*	10	3
P O	5310-582-5765	LOCKWASHER MS35338-4 (96906)		EA	2		*	*	*	*	10	4
X20		SCREEN SE153 (66289)		EA	1						10	
P O		RIVET, BLIND XJ58 (66289)		EA	4		*	*	*	*	10	7
X1		INSTRUCTION PLATE SD251 (66289)		EA	1						10	8
P O	2990-718-6022	STARTING ROPE ASSEMBLY U268B (66289)		EA	1		*	*	*	*	10	9
P O	2920-620-0219	IGNITION, WIRE ASSEMBLY, SHIELDED YD259 (66289)		EA	1		*	*	*	*	11	1
P O	2920-293-5212	SPARK PLUG XED16 (11583)		EA	1		*	*	*	*	11	2
P O	5305-285-8538	SCREW, CAP, HEXAGON HEAD: INSPECTION PLATE MTG XD11 (66289)		EA	1		*	*	*	*	11	6
P O	5310-285-8538	WASHER, PLAIN, COPPER: PLATE MTG PH30 (66289)		EA	1		*	*	*	*	11	7
P O	6680-790-6346	OIL FILLER AND GAGE ASSEMBLY R123-2 (66289)		EA	1		*	*	*	*	11	12

TM5-4930-228-24P						15-DAY ORGANIZATIONAL				ILLUS-		
(1)	(2)	(3)		(4)	(5)	(6)	(A)	(B)	(C)	(D)	(7)	(B)
SMR	FEDERAL	DESCRIPTION		UNIT	QTY	MAINTENANCE	ALW				TRATION	
CODE	STOCK			OF	INC	(A)	(B)	(C)	(D)		(A)	(B)
	NUMBER	REF NUMBER & MFR CODE		MEAS	IN	1-5	6-20	21-50	51-100		FIG.	ITEM
				ON	UNIT						NO.	NO.
				CODE								
X1		NIPPLE, PIPE: 1/2 IN. X 1 1/2 IN. LG LJ310 (66289)		EA	1						11	
X1		BODY RB86 (66289)		EA	1						11	
X1		OIL GAGE AND CAP: ENGINE OIL LEVEL RJ152-2S1 (66289)		EA	1						11	12
X1		GASKET, OIL GAGE CAP QD715 (66289)		EA	1						11	
P O	4730-010-3867	PLUG, PIPE, HEXAGON HEAD, MAGNETIC: ENGINE BASE OIL DRAIN XK3B (66289)		EA	1	*	*	*	*		11	13
P O	5306-207-9152	SCREW, HEXAGON HEAD: AIR CLEANER SUPPORT BRACKET STRAP XD4 (66289)		EA	1	*	*	*	*		11	22
X20		STRAP, SUPPORT: AIR CLEANER SUPPORT PG338 (66289)		EA	1						11	24
P20	2940-839-6107	AIR, FILTER N76B4 (80749)		EA	1	*	*	*	*		11	25
P O	5310-768-0319	NUT, HEXAGON STEEL: CARBURETOR MTG MS51968-2 (96906)		EA	2	*	*	*	*		11	29
P20	2805-790-7778	BREATHER, CRANKCASE L031B (66289)		EA	1	*	*	*	*		11	33
P O	5310-188-7848	NUT, HEXAGON, STEEL: MAGNETO DRIVE MTG PD10 (66289)		EA	1	*	*	*	*		12	1
P O	5310-928-9824	WASHER, LOCK: MAGNETO DRIVE MTG PE52A (66289)		EA	3	*	*	*	*		12	2
P O	5306-019-3484	BOLT, MACHINE: MAGNETO MTG, UPPER HOLE 193484 (24617)		EA	1	*	*	*	*		12	3
P O	5306-225-8499	SCREW, MACHINE: MAGNETO MTG, LOWER HOLE MS35297-34 (96906)		EA	1	*	*	*	*		12	4
X1		GASKET: MAGNETO MTG QD570A (66289)		EA	1	SEE GASKET SET FSN 2805-912-4316					12	5
X20		GEAR: MAGNETO DRIVE GD87C (66289)		EA	1						12	6
P O	5306-299-2393	SCREW, HEXAGON HEAD XD6 (66289)		EA	2	*	*	*	*		16	6
X20		BRACKET TC325 (66289)		EA	1						16	7
P O		SCREW, GOVERNOR P1121A (66289)		EA	1	*	*	*	*		17	
X1		BLOCK, ADJUSTING, SCREW TC301-3 (66289)		EA	1						17	10
P O	2805-912-4316	SET, GASKET: ENGINE OVERHAUL Q2B (66289)		EA	1	*	*	*	*		11	
		1-GASKET									11	9
		1-GASKET									11	17
		1-GASKET									11	21
		1-GASKET									11	31
		1-GASKET									12	5

TM5-4930-228-24P		(3)	(4)	(5)	(6)				(7)	
(1)	(2)	DESCRIPTION	USABLE	UNIT	QTY	15-DAY ORGANIZATIONAL MAINTENANCE ALW				ILLUS-
SMR	FEDERAL		ON	OF	INC	(A)	(B)	(C)	(D)	TRATION
CODE	STOCK	REF NUMBER & MFR CODE	CODE	MEAS	IN	1-5	6-20	21-50	51-100	(A) (B)
	NUMBER				UNIT					FIG. ITEM
										NO. NO.
		2-GASKET								13 6
		5-GASKET								13 7
		1-GASKET								13 11
		1-GASKET								16 8
P O	2910-594-9067	SET, GASKET, CARBURETOR C181-296 (79960)		EA	1	*	*	*	*	11
		1-GASKET								11 31
		1-GASKET								11
		GROUP 09 - TANK ASSEMBLY, LIQUID STORAGE								
X20 R		TANK: 600 GALLON MILT0022238DME (81349)		EA	1					19 1
P O	5315-845-7787	PIN, COTTER: LIFTING EYE BOLT MS24665-289 (96906)		EA	4	*	*	*	*	19 2
P O	5310-763-8921	NUT, CASTELLATED, HEXAGON: LIFTING EYE MTG MS51967-23 (96906)		EA	4	*	*	*	*	19 3
P O	5310-809-8533	WASHER: LIFTING EYE MTG MS27183-23 (96906)		EA	4	*	*	*	*	19 4
P O	5305-820-1739	BOLT: LIFTING EYE MTG MS51105-464 (96906)		EA	4	*	*	*	*	19 5
X20		EYE, LIFTING 5-14-365-28-3 (97403)		EA	4					19 6
P O	5305-071-2066	BOLT: LIFTING EYE BRACKET MTG MS90728-109 (96906)		EA	16	*	*	*	*	19 7
P O	5310-809-5998	WASHER, PLAIN: LIFTING EYE BRACKET MTG MS27183-18 (96906)		EA	16	*	*	*	*	19 8
X20		BRACKET, LIFTING EYE 5-14-365-28-2 (97403)		EA	4					19 9
P O	5305-809-9385	SETSCREW: COLLAR MTG MS5021-60 (96906)		EA	1	*	*	*	*	19 10
P O	5315-200-3183	PIN, SPRING: KEY MTG MS16562-240 (96906)		EA	1	*	*	*	*	19 11
X20		KEY 5-14-365-25-1 (97403)		EA	1					19 12
X20		COLLAR 5-14-365-25-3 (97403)		EA	1					19 13
X20		ROD ASSEMBLY: DRAIN VALVE 5-14-365-25-2-4 (97403)		EA	1					19 14
X20		SUPPORT, ROD OPERATING: DRAIN VALVE 5-14-364-27 (97403)		EA	1					19 15
P O	5330-733-2208	O RING: DRAIN VALVE ROD SUPPORT MS29513-112 (96906)		EA	1	*	*	*	*	19 16
P20	4820-777-6925	VALVE, DRAIN, MODIFIED 5-14-364-54 (97403)		EA	1	*	*	*	*	19 17
P O		SCREW: BASE TO RETAINER, 1/4-20 THD SIZE, 3/4 IN. LG 5-14-365-54-7 (97403)		EA	3	*	*	*	*	19 18
P O		PIN, SPRING: STEM MS16562-256 (96906)		EA	1	*	*	*	*	19 19
X1		RETAINER, STEM 5-14-365-54-3 (97403)		EA	1					19 20

TM5-4930-228-24P						15-DAY ORGANIZATIONAL				ILLUS-		
(1)	(2)	(3)	(4)	(5)	(6)	(A)	(B)	(C)	(D)	(A)	(B)	
SMR	FEDERAL	DESCRIPTION	USABLE	UNIT	QTY	MAINTENANCE ALW				TRATION		
CODE	STOCK		ON	OF	INC					FIG.	ITEM	
	NUMBER	REF NUMBER & MFR CODE	CODE	MEAS	IN	UNIT	1-5	6-20	21-50	51-100	NO.	NO.
P O	5305-050-9229	SCREW, MACHINE: STEM MTG MS51957-63 (96906)		EA	1	*	*	*	*		19	21
P O	4820-781-4768	WASHER: 45 DEG BEVEL 5-14-365-54-5 (97403)		EA	1	*	*	*	*		19	22
X1		STEM, VALVE 5-14-365-54-2 (97403)		EA	1						19	23
P O	5330-063-9787	GASKET: BASE MTG 5-14-365-55 (97403)		EA	1	*	*	*	*		19	24
X1		BASE, VALVE 5-14-365-54-1 (97403)		EA	1						19	25
P20		ELBOW, ADAPTER, DRAIN HOSE: 1/2 IN. NPT, 3/4 IN. HOSE, 90 DEG 5-14-364-69 (97403)		EA	1	*	*	*	*		19	26
P O	5315-753-3895	PIN, SPRING: CAM LEVER MS16562-256 (96906)		EA	1	*	*	*	*		19	27
X20		LEVER, CAM 5-14-365-52-1 (97403)		EA	1						19	28
X20		ROD, LOWER OPERATING 5-14-364-60 (97403)		EA	1						19	29
P O	5310-897-6082	NUT, JAM: UPPER OPERATING ROD MS35691-36 (96906)		EA	1	*	*	*	*		19	31
X20		ROD, UPPER OPERATING 5-14-364-64 (97403)		EA	1						19	32
P O	5330-733-2208	PACKING, PREFORMED: TOP CONTROL ROD SUPPORT MS29513-112 (96906)		EA	1	*	*	*	*		19	33
X20		SUPPORT, CAM LEVER ROD 5-14-365-65 (97403)		EA	1						19	34
P O	5310-225-6993	NUT, SELF-LOCKING: VALVE MTG MS51922-33 (96906)		EA	6	*	*	*	*		19	35
P O	5310-584-5272	LOCKWASHER: VALVE MTG MS35338-48 (96906)		EA	6	*	*	*	*		19	36
X20		BACKUP RING ASSEMBLY 5-14-364-19 (97403)		EA	1						19	37
P O	5330-063-2506	GASKET: VALVE MTG 5-14-365-9 (97403)		EA	2	*	*	*	*		19	38
P20	5430-794-6958	VALVE ASSEMBLY, EMERGENCY 380AM (79515)		EA	1	*	*	*	*		19	39
X1		SCREEN A575 (79515)		EA	1						19	40
X1		NUT, EYE A609 (79515)		EA	1						19	41
X20		SETSCREW P432 (79515)		EA	4						19	42
X1		BONNET P402A (79515)		EA	1						19	43
X1		SPRING, PLUNGER P414 (79515)		EA	1						19	44
X1		PLUNGER STEM P425A (79515)		EA	1						19	45
X1		RETAINER P404 (79515)		EA	1						19	46

TM5-4930-228-24P					15-DAY ORGANIZATIONAL				ILLUS-				
(1)	(2)	(3)	(4)	(5)	(6)	MAINTENANCE ALW				(7)			
SMR	FEDERAL	DESCRIPTION	USABLE	UNIT	QTY	INC	(A)	(B)	(C)	(D)	(A)	(B)	
CODE	STOCK	REF NUMBER & MFR CODE	ON	OF	INC	IN	UNIT	1-5	6-20	21-50	51-100	FIG.	ITEM
	NUMBER		CODE	MEAS								NO.	NO.
X1		PLUNGER DISC P431 (79515)		EA	1							19	47
X1		NUT, PLUNGER DISC P403 (79515)		EA	1							19	48
X1		BODY, VALVE P4012E (79515)		EA	1							19	49
X20		CAP, DUST MS27028-11 (96906)		EA	1							19	50
P O	5330-612-2414	GASKET, CAP MS27030-6 (96906)		EA	1	*	*	*	*			19	51
X20		CHAIN W/RING 110-6 (17807)		EA	1							19	52
P O	5310-269-4040	NUT, SELF-LOCKING: TIE DOWN ASSEMBLY MS51922-49 (96906)		EA	2	*	*	*	*			19	53
P O	5310-820-6653	LOCKWASHER: TIE DOWN ASSEMBLY MS35338-50 (96906)		EA	2	*	*	*	*			19	54
X20		LOOP, DRAG 5-14-365-16 (97403)		EA	4							19	55
X20		CLIP HOLD-DOWN ASSEMBLY 5-14-364-36 (97403)		EA	4							19	56
P O	8110-132-9640	DRUM PLUG: PPP-P-420, TYPE 1, CLASS A PPPP420TYPE1CLASSA (81348)		EA	1	*	*	*	*			19	60
X20		EYE, NUT: 1/2-13, UNC-2B 5-14-364-62 (97403)		EA	1							19	
P20	5430-794-6946	MANHOLE COVER ASSEMBLY FX1097SA (12718)		EA	1	*	*	*	*			19	64
X1		PIN, COTTER 887-23D (12718)		EA	6							20	1
P O	5310-732-6278	NUT, WING, SPECIAL 887-23C (12718)		EA	6	*	*	*	*			20	2
X1		LOCKWASHER: MANHOLE COVER MTG 887-23E (12718)		EA	6							20	3
X1		LUG CLAMP 887-23B (12718)		EA	6							20	4
X1		BOLT, HOOK: MANHOLE COVER RETAINING 887-23A (12718)		EA	6							20	5
X1		COVER, MANHOLE 1097SA1 (12718)		EA	1							20	6
X20		HINGE, BOLTS, W/NUTS: HINGE MTG, 5/16-18 THD SIZE, 3 1/2 IN. LG 1097-8 (12718)		EA	2							20	7
X1		CLOSING CAM 1097A4 (12718)		EA	1							20	8
X20		HINGE ADJUSTABLE ASSEMBLY 1097-5 (12718)		EA	1							20	9
X1		HINGE: MANHOLE COVER MTG 1097A3 (12718)		EA	1							20	10
P O	2510-732-6270	GASKET, COVER 887-22 (12718)		EA	1	*	*	*	*			20	11
X1		RING, LOCK 997R6 (12718)		EA	1							20	12
P O	5310-692-9744	WASHER, SPRING 887-7 (12718)		EA	1	*	*	*	*			20	13

TM5-4930-228-24P											
(1)	(2)	(3)	(4)	(5)	(6)				(7)		
SMR CODE	FEDERAL STOCK NUMBER	DESCRIPTION REF NUMBER & MFR CODE	USABLE ON CODE	UNIT OF MEAS	QTY INC IN UNIT	15-DAY ORGANIZATIONAL MAINTENANCE ALW				ILLUS- TRATION	
						(A)	(B)	(C)	(D)	(A) FIG. NO.	(B) ITEM NO.
P O	5340-345-4838	PLUG, FUSABLE FX887-11 (12718)		EA	1	*	*	*	*	20	14
X20		COVER, MANHOLE FX997A2 (12718)		EA	1					20	15
X20		TRIPLEX VENT: MANHOLE COVER T37(12718)		EA	1					20	16
P O	5430-794-6947	GASKET, COVER FX997-12 (12718)		EA	1	*	*	*	*	20	17
X1		DECAL SET 1616-36400 (14555)		EA	1					19	
		1-CLOSE								19	
		2-US ARMY								19	
		2-CAUTION								19	
		2-TURNBUCKLE								19	
		1-DRAIN								19	
		1-HAND								19	
		1-OPEN								19	

(1)	(2)	(3)	(4)	(5)	TM5-4930-228-24P						(8)	(9)	(10)		
					30-DAY DS MAINT ALLOWANCE			30-DAY GS MAINT ALLOWANCE					1-YR ALW	DEPOT MAINT	ILLUS-TRATION
SMR CODE	FEDERAL STOCK NUMBER	DESCRIPTION	USABLE ON CODE	UNIT OF MEAS	QTY INC IN UNIT	(A)	(B)	(C)	(A)	(B)	(C)	PER 100 EQUIP	ALW PER 100 EQUIP	FIG. NO.	ITEM NO.
SECTION IV - REPAIR PARTS FOR DS, GS AND DEPOT MAINTENANCE															
GROUP 01 - PUMPING ASSEMBLY															
P O R	4320-139-3797	PUMP ASSEMBLY P1800 (14555)		EA	1	*	*	*	*	*	*	*	*	1	1
P2F R	4320-689-1114	PUMP AND ENGINE ASSEMBLY 5-14-512-3 (97403)		EA	1	*	*	*	*	*	*	*	*	1	2
P O	5310-087-4652	NUT, LOCK: PUMP AND ENGINE BASE MTG MS51922-17 (96906)		EA	6	*	*	*	*	*	*	*	*	1	3
P O	5310-637-9541	WASHER, LOCK: PUMP AND ENGINE BASE MTG MS35337-46 (96906)		EA	4	*	*	*	*	*	*	*	*	1	4
P O	5310-809-5998	WASHER, FLAT		EA	2	*	*	*	*	*	*	*	*	1	5A
P O	5305-269-3216	SCREW, CAP BOLT, HEXAGON HEAD: PUMP MTG MS90725-66 (96906)		EA	2	*	*	*	*	*	*	*	*	1	5
P O	5305-782-9489	SCREW, CAP, HEXAGON HEAD: ENGINE MTG MS90728-66 (96906)		EA	4	*	*	*	*	*	*	*	*	1	5B
X2F		BASE, PUMP AND ENGINE: ENGINE AND PUMP MTG 5-14-512-23 (97403)		EA	1									1	6
P O	5305-543-2866	BOLT, HEXAGON HEAD: ENGINE BASE MTG MS90728-68 (96906)		EA	2	*	*	*	*	*	*	*	*	1	7
P O	5310-627-6128	WASHER, LOCK: EXTERNAL TOOTH: ENGINE BASE MTG MS35335-35 (96906)		EA	2	*	*	*	*	*	*	*	*	1	8
P O	5305-269-3214	SCREW, CAP, HEXAGON HEAD: REEL MTG MS90725-64 (96906)		EA	6	*	*	*	*	*	*	*	*	1	9
P O	5310-627-6128	WASHER, LOCK: 3/8 IN., EXTERNAL TOOTH MS35335-35 (96906)		EA	14	*	*	*	*	*	*	*	*	1	10
P O	5310-087-4652	NUT, LOCK: REEL MTG MS51922-17 (96906)		EA	14	*	*	*	*	*	*	*	*	1	11
P O	5305-269-3214	SCREW, CAP, HEXAGON HEAD MS90725-64 (96906)		EA	8	*	*	*	*	*	*	*	*	1	12
P2F R	4930-434-4357	REEL ASSEMBLY, FUELING HOSE: RH P1800-51212 (14555)		EA	1	*	*	*	*	*	*	*	*	1	13
P2F R	4930-434-4358	REEL ASSEMBLY, FUELING HOSE: LH P1800-51211 (14555)		EA	1	*	*	*	*	*	*	*	*	1	14
P O	4720-718-6020	HOSE ASSEMBLY P1800-81 (14555)		EA	2	*	*	*	*	*	*	*	*	1	15
P F	5310-225-6993	NUT, SELF-LOCKING, HEXAGON: FILTER AND SEPARATOR MTG, BOTTOM MS51922-33 (96906)		EA	2	*	*	*	*	*	*	*	*	1	16
P F	5310-809-5998	WASHER, FLAT: FILTER AND SEPARATOR MTG BOTTOM MS27183-18 (96906)		EA	2	*	*	*	*	*	*	*	*	1	17
P F	5305-044-4153	SCREW, CAP, HEXAGON HEAD: FILTER AND SEPARATOR MTG, BOTTOM MS90725-109 (96906)		EA	2	*	*	*	*	*	*	*	*	1	18
P O	5310-087-4652	NUT, HEXAGON, SELF-LOCKING: FILTER MTG, TOP MS51922-17 (96906)		EA	2	*	*	*	*	*	*	*	*	1	19
P F	5310-627-6128	WASHER, LOCK, EXTERNAL TOOTH: FILTER AND SEPARATOR MTG, TOP MS35335-35 (96906)		EA	1	*	*	*	*	*	*	*	*	1	20

(1) SMR CODE	(2) FEDERAL STOCK NUMBER	(3) DESCRIPTION REF NUMBER & MFR CODE	(4) USABLE ON CODE	(5) UNIT OF MEAS	(6) QTY INC IN UNIT	TMS-4930-228-24P			(7) 30-DAY DS MAINT ALLOWANCE (A) (B) (C)	(8) 30-DAY GS MAINT ALLOWANCE (A) (B) (C)	(9) 1-YR ALW PER EQUIP CMTGY	(10) DEPOT MAINT ALW PER EQUIP	(11) ILLUS- TRATION (A) (B)						
						30-DAY DS MAINT ALLOWANCE								30-DAY GS MAINT ALLOWANCE			1-YR ALW PER EQUIP	DEPOT MAINT ALW PER EQUIP	ILLUS-TRATION (A) (B)
						1-20	21-50	51-100						1-20	21-50	51-100	CNTGY	FIG. NO.	ITEM NO.
P F	5305-269-3214	SCREW, CAP, HEXAGON HEAD: FILTER AND SEPARATOR MTG, TOP MS90725-64 (96906)	EA	4	*	*	*	*	*	*	*	*	1	21					
P F	5310-087-4652	NUT, HEXAGON: GROUND CABLE, REEL MTG MS51922-17 (96906)	EA	4	*	*	*	*	*	*	*	*	1	22					
P O	5310-627-6128	WASHER, LOCK, EXTERNAL TOOTH: GROUND CABLE, REEL MTG MS35335-35 (96906)	EA	4	*	*	*	*	*	*	*	*	1	23					
P O	5305-269-3214	SCREW, CAP, HEXAGON HEAD MS90725-64 (96906)	EA	4	*	*	*	*	*	*	*	*	1	24					
X1		FRAME ASSEMBLY 5-14-517-2 (97403)	EA	1									1	25					
X2F		LIFTING LOOP ASSEMBLY 5-14-512-8 (97403)	EA	2									1						
P F	5310-880-8199	NUT MS51967-11 (96906)	EA	2	*	*	*	*	*	*	*	*	1	26					
P F		WASHER: SPECIAL, .065 IN. THK, 15/16 IN. OD X 15/32 IN. ID 5-14-515-8-4 (97403)	EA	2	*	*	*	*	*	*	*	*	1	27					
X1		LIFTING LOOP 5-14-515-8-1-3 (97403)	EA	1									1	28					
X2F		DOOR: RH, W/HINGE 5-14-513-25R (97403)	EA	1									1	29					
X2F		DOOR: LH, INSTRUCTION PLATE ATTACHED 5-14-513-25L (97403)	EA	1									1	30					
X2F		HINGE: ALUMINUM, 1 IN. X 8 IN. 5-14-513-2-26 (97403)	EA	2									1						
P F	5320-243-8357	RIVET, ALUMINUM: UNIVERSAL HEAD MS20470AD2-5 (96906)	EA	16	*	*	*	*	*	*	*	*	1	31					
X1		NAMEPLATE: W/RIVET 5-14-513-2-32 (97403)	EA	1									1	32					
P F	5310-905-0762	NUT, PLAIN, HEXAGON: DOOR STOP MTG MS51967-3 (96906)	EA	2	*	*	*	*	*	*	*	*	1	33					
P F	5306-299-2393	BOLT, HEXAGON HEAD: DOOR STOP MTG XD6 (66281)	EA	2	*	*	*	*	*	*	*	*	1	34					
X2F		DOOR STOP 5-14-513-2-26 (97403)	EA	2									1	35					
P20	5340-109-7716	TIE DOWN ASSEMBLY 5-14-512-6 (97403)	EA	2	*	*	*	*	*	*	*	*	1	36					
X1		NUT, PLAIN, HEXAGON: TIE DOWN MOUNTING MS51922-33 (96906)	EA	1									1	37					
X1		WASHER, FLAT: TIE DOWN MTG MS27183-18 (96906)	EA	1									1	38					
X1		EYE, BOLT AND TURNBUCKLE ASSEMBLY 5-14-514-6-47 (97403)	EA	1									1						
P F	5310-088-8513	NUT, PLAIN, HEXAGON: LH THD MS27952-7 (96906)	EA	1	*	*	*	*	*	*	*	*	1	39					
P F	5310-891-1734	NUT, PLAIN, HEXAGON: RH THD MS35691-34 (96906)	EA	1	*	*	*	*	*	*	*	*	1	40					
X1		TURNBUCKLE BODY MS27954-4 (96906)	EA	1									1	41					
X1		TURNBUCKLE EYE AND CLIP ASSEMBLY 5-14-514-6-238 (97403)	EA	1									1						
X2F		HELICAL COIL INSERT MS122123 (96906)	EA	2									1						

(1)	(2)	(3)	(4)	(5)	TMS-4930-228-24P									(10)
					(6)			(7)			(8)	(9)	(10)	
SMR CODE	FEDERAL STOCK NUMBER	DESCRIPTION	USABLE ON CODE	UNIT OF MEAS	QTY INC IN UNIT	30-DAY DS ALLOWANCE (A)	MAINT (B)	30-DAY GS ALLOWANCE (A)	MAINT (B)	PER 100 EQUIP	1-YR ALW MAINT	DEPOT PER 100 EQUIP	ILLUS-TRATION (A)	FIG. ITEM NO. (B)
		REF NUMBER & MFR CODE				1-20	21-50	51-100	1-20	21-50	51-100	CNTGY		
P O		NUT, HEXAGON: ENGINE BASE MTG MS35690-602 (96906)		EA	4	*	*	*	*	*	*	*		1
P F	5305-269-3214	SCREW, CAP: ENGINE TO COUPLING MTG MS90725-64 (96906)		EA	1	*	*	*	*	*	*	*		1
		GROUP 02 - REEL ASSEMBLY, NOZZLE AND FUELING HOSE												
P2F R	4930-434-4358	REEL ASSEMBLY, FUELING HOSE: LH P1800-51211 (14555) (COMPONENTS SAME AS REEL ASSEMBLY, P/N P1800-51212 (14555), EXCEPT WHERE COMPONENTS ARE ANNOTATED)		EA	1	*	*	*	*	*	*	*		2
P2F R	4930-434-4357	REEL ASSEMBLY, FUELING HOSE: RH P1800-51212 (14555)		EA	1	*	*	*	*	*	*	*		2
P2F		REEL, FUELING HOSE: RH 43200R4 (82366)		EA	1	*	*	*	*	*	*	*		2
P2F	4930-189-5505	REEL, FUELING HOSE: LH 43200L4 (82366)		EA	1	*	*	*	*	*	*	*		2
P O	5310-616-6696	NUT, PLAIN, HEXAGON MS25082-6 (96906)		EA	6	*	*	*	*	*	*	*		2 1
X1		PAWL: WELDMENT TO SIDE PLATE 43279 (82366)		EA	1									2
X1		PIN: PAWL PIN WELDMENT SIDE PLATE 230P107 (82366)		EA	1									2
P F	5310-080-6004	WASHER, PLAIN: 3/8 IN., STEEL, CADMIUM PLATED MS27183-14 (96906)		EA	8	*	*	*	*	*	*	*		2 2
P F		SPRING ASSEMBLY: RH 432721R (82366)		EA	1	*	*	*	*	*	*	*		2 3
P F		SPRING ASSEMBLY: LH 432721L (82366)		EA	1	*	*	*	*	*	*	*		2
P F	5310-333-7555	WASHER, FLAT: PLATE TO BRACKET MTG 8107-65 (13002)		EA	2	*	*	*	*	*	*	*		2 4
P F	5305-269-3211	SCREW, CAP, HEXAGON HEAD: BRACKET PLATE TO SIDE PLATE MTG		EA	4	*	*	*	*	*	*	*		2 5
P F	5310-282-7818	NUT, PLAIN, HEXAGON: 1/2-20 THD SIZE AN924-5 (88044)		EA	1	*	*	*	*	*	*	*		2 6
X1		WASHER, FLAT: SPECIAL 47727 (82366)		EA	1									2 7
X2F		BRACKET GUIDE ASSEMBLY 43290 (82366)		EA	1									2 8
P F	5305-019-3497	SCREW, CAP, HEXAGON HEAD: PLATE TO BRACKET MTG 193497 (21450)		EA	1	*	*	*	*	*	*	*		2 9
X1		PLATE, SPACER: RATCHET WHEEL TO SPOOL 43284-1 (82366)		EA	1									2
X1		SPOOL ASSEMBLY 43285 (82366)		EA	1									2
P F		SPRING: PAWL TO PIN 43281 (82366)		EA	1	*	*	*	*	*	*	*		2
X2F		GUIDE ASSEMBLY, HOSE ROLLER 43294 (82366)		EA	2									2 10
P2F	4730-735-4397	SWING JOINT: HOSE REEL HUB 6400 (81718)		EA	1	*	*	*	*	*	*	*		2 11
X20		COUPLING, HALF: RH, QUICK DISCONNECT MS27026-9 (96906)		EA	1									2

(1) SMR CODE	(2) FEDERAL STOCK NUMBER	(3) DESCRIPTION REF NUMBER & MFR CODE	(4) USABLE ON CODE	(5) UNIT OF MEAS	(6) QTY INC IN UNIT	30-DAY DS MAINT ALLOWANCE			30-DAY GS MAINT ALLOWANCE			(8) 1-YR ALW PER EQUIP CNTGY	(9) DEPOT MAINT ALW PER EQUIP	(10) ILLUS- TRATION FIG. ITEM NO. NO.		
						(A)	(B)	(C)	(A)	(B)	(C)			(A)	(B)	
P F	4730-735-4388	COUPLING, HALF: LH, QUICK DISCONNECT, 90 DEG ELBOW 150890 (24869)	EA	1	*	*	*	*	*	*	*	*	*		2	
P O	4730-360-0595	GASKET: RH MS27030-5 (96906)	EA	1	*	*	*	*	*	*	*	*	*		2	
X1		PLATE MOUNT BRACKET: INSIDE OF BRACKET TO SIDE PLATE 43299 (82366)	EA	1											2	12
P F	5310-500-5282	NUT, PLAIN, HEXAGON: PLATE END RATCHET WHEEL TO SPOOL	EA	8	*	*	*	*	*	*	*	*	*		2	13
P F	5310-983-8483	WASHER, FLAT: RH, PLATE AND RATCHET WHEEL TO SPOOL MS27183-5 (96906)	EA	8	*	*	*	*	*	*	*	*	*		2	14
P F	5305-068-0502	SCREW, CAP, HEXAGON HEAD: PLATE AND RATCHET WHEEL TO SPOOL MS90725-6 (96906)	EA	8	*	*	*	*	*	*	*	*	*		2	15
P F	5305-676-0120	SCREW, MACHINE: PAWL TO PLATE 1P145 (82366)	EA	1	*	*	*	*	*	*	*	*	*		2	
P F	3110-491-1494	BEARING, SLEEVE SHAFT, INNER 277PS (82366)	EA	1	*	*	*	*	*	*	*	*	*		2	16
X1		PLATE, SPOOL REINFORCING 43277 (82366)	EA	1											2	17
X1		PLATE, RETAINING, BEARING: INNER, REEL MTG, RH HOSE REEL 43296R (82366)	EA	1											2	18
X1		PLATE, RETAINING, BEARING: INNER, REEL MTG, LH HOSE REEL 43296L (82366)	EA	1											2	
P F		BEARING, ROLLER SHAFT, OUTER 40005 (82366)	EA	1	*	*	*	*	*	*	*	*	*		2	19
X1		HUB ASSEMBLY: RH 43260-1R (82366)	EA	1											2	20
X1		HUB ASSEMBLY: LH 43260-1L (82366)	EA	1											2	
X1		WHEEL RATCHET 43292 (82366)	EA	1											2	21
X1		PLATE, RETAINING, BEARING: OUTER, REEL MTG, RH HOSE REEL 43297R (82366)	EA	1											2	22
X1		PLATE, RETAINING, BEARING: OUTER, REEL MTG, LH REEL 43297L (82366)	EA	1											2	
P F	5305-269-3209	SCREW, CAP, HEXAGON HEAD: BRACKET TO GUIDE ASSEMBLY MTG, 3/8-16 THD SIZE, 3/4 IN. LG MS90725-58 (96906)	EA	1	*	*	*	*	*	*	*	*	*		2	
X1		PLATE MOUNT BRACKET: RIGHT SIDE OF BRACKET TO SIDE PLATE 43295 (82366)	EA	1											2	23
P20	4930-902-4642	NOZZLE ASSEMBLY 190GA1-1-2 (81718)	EA	2	*	*	*	*	*	*	*	*	*		3	
X1		BODY: CAP 4-1669A (81718)	EA	1											3	1
X1		SPRING H2061M (81718)	EA	1											3	2
X1		POPPET, UPPER C838M (81718)	EA	1											3	3
X1		DISC, HOLDER H1670M (81718)	EA	1											3	4

(1) SMR CODE	(2) FEDERAL STOCK NUMBER	(3) DESCRIPTION REF NUMBER & MFR CODE	(4) USABLE ON CODE	(5) UNIT OF MEAS	(6) 30-DAY DS MAINT ALLOWANCE		(7) 30-DAY GS MAINT ALLOWANCE			(8) 1-YR ALW MAINT	(9) DEPOT MAINT	(10) ILLUS- TRATION				
					QTY	INC	(A)	(B)	(C)	(A)	(B)	(C)	PER 100 EQUIP	PER 100 EQUIP	FIG.	ITEM
					IN UNIT	1-20	21-50	51-100	1-20	21-50	51-100	CNTGY	NO.	NO.		
X1		DISC, LOWER H502M (81718)		EA	1	SEE F FSN 4930-904-1383							3	5		
X1		DISC, WASHER H428RA (81718)		EA	1								3	6		
X1		NUT H213RB (81718)		EA	1								3	7		
X1		STEM H538RE (81718)		EA	1								3	8		
X20		CAP H3804A (81718)		EA	1								3	9		
P20	4030-803-0272	CHAIN, LINK HOOK H3673M (81718)		EA	2	*	*	*	*	*	*	*	3	10		
P20	5360-522-2247	SPRING, EXTENSION H3667M (81718)		EA	1	*	*	*	*	*	*	*	3	11		
X1		CHAIN H284M (81718)		EA	1								3	12		
P20		SPOUT ASSEMBLY C2243 (81718)		EA	1	*	*	*	*	*	*	*	3	13		
P O		GASKET, SPOUT ASSEMBLY H7766M (81718)		EA	1	*	*	*	*	*	*	*	3	14		
P20	4320-989-3260	STRAINER 153 (81718)		EA	1	*	*	*	*	*	*	*	3	15		
P O	5315-168-6443	COTTER, PIN H1471M (81718)		EA	1	*	*	*	*	*	*	*	3	16		
X1		LEVER RIVET, STRAIGHT H3353M (81718)		EA	1								3	17		
X1		LEVER H1668B (81718)		EA	1								3	18		
X1		PACKING NUT H1134A (81718)		EA	1	SEE F FSN 4930-904-1383							3	19		
X1		PACKING, GLAND H7012M (81718)		EA	1								3	20		
X1		PACKING, TEFLON ASBESTOS H714M (81718)		EA	1	SEE F FSN 4930-904-1383							3	21		
X1		STUFFING BOX H195RB (81718)		EA	1								3	22		
P O	5920-897-4857	CABLE ASSEMBLY 616W (81718)		EA	1	*	*	*	*	*	*	*	3	23		
X20		CLIP H5482M (81718)		EA	1								3	24		
X1		CABLE H5132RS (81718)		EA	1								3	25		
X1		STUD MS25384-3 (96906)		EA	1								3	26		
P O		PLUG MS3493-1 (96906)		EA	1	*	*	*	*	*	*	*	3	27		
P O		CAP MS3493-2 (96906)		EA	2	*	*	*	*	*	*	*	3	28		
X20		BODY D546A (81718)		EA	1								3	29		
X20		COUPLING, HALF MS27026-9 (96906)		EA	2								3	30		
P O	4730-360-0595	GASKET MS27030-5 (96906)		EA	1	*	*	*	*	*	*	*	3	31		

(1) SMR CODE	(2) FEDERAL STOCK NUMBER	(3) DESCRIPTION REF NUMBER & MFR CODE	(4) USABLE ON CODE	(5) UNIT OF MEAS	(6) QTY INC IN UNIT	TMS-4930-228-24P (6) 30-DAY DS MAINT ALLOWANCE			(7) 30-DAY GS MAINT ALLOWANCE			(8) 1-YR ALW PER EQUIP	(9) DEPOT MAINT ALW PER EQUIP	(10) ILLUS- TRATION (A) (B) FIG. ITEM NO. NO.		
						(A)	(B)	(C)	(A)	(B)	(C)	CNTGY	NO.	NO.	NO.	
X2F		COVER ASSEMBLY 9571 (82366)		EA	1										4	15
X2F		RING, RETAINING 580P30 (82366)		EA	1										4	16
X2F		SHAFT ASSEMBLY W/PIN 9673 (82366)		EA	1										4	17
P F		HUB 14058-2 (82366)		EA	1	*	*	*	*	*	*	*	*	*	4	18
X2F		SPACER 9611 (82366)		EA	1										4	19
X2F		LEVER ARM ASSEMBLY 9674 (82366)		EA	1										4	20
X2F		SPRING 14016 (82366)		EA	1										4	21
X2F		CABLE OUTLET GUIDE 13613 (82366)		EA	1										4	22
P F		CABLE ASSEMBLY 41071-2 (82366)		EA	1	*	*	*	*	*	*	*	*	*	4	23
X2F		GROUNDING CLAMP ASSEMBLY 9835 (82366)		EA	2										4	24
X2F		CABLE STOP 41633 (82366)		EA	1										4	25
X2F		HOUSING ASSEMBLY 9643 (82366)		EA	1										4	
GROUP 04 - MANIFOLD, HOSE AND FITTINGS																
P O		HOSE ASSEMBLY: PUMP TO FILTER AND SEPARATOR P1800-82 (14555)		EA	1	*	*	*	*	*	*	*	*	*	5	1
P O	4720-718-6023	HOSE ASSEMBLY: MANIFOLD TO PUMP P1800-86 (14555)		EA	1	*	*	*	*	*	*	*	*	*	5	2
X1		HOSE: MIL-H-370C, TYPE 11, SIZE 6 X 22 IN. LG 5-14-516-9-36 (97403)		EA	1										5	
X2F		COUPLING, HALF, FEMALE: HOSE SHANK MS27025-11 (96906)		EA	1										5	
P O	5330-612-2414	GASKET MS27030-6 (96906)		EA	9	*	*	*	*	*	*	*	*	*	5	
X2F		COUPLING, HALF, MALE: HOSE SHANK MS27021-11 (96906)		EA	1										5	
X2F		CLAMP, HOSE 11S (77414)		EA	4										5	
P O	4720-718-6024	HOSE ASSEMBLY: MANIFOLD TO REAR TANK P1800-87 (14555)		EA	1	*	*	*	*	*	*	*	*	*	5	3
X1		HOSE: MIL-H-370C, TYPE 11, SIZE 6 X 44 IN. LG 5-14-516-9-32 (97403)		EA	1										5	
X2F		COUPLING, HALF, FEMALE: HOSE SHANK MS27025-11 (96906)		EA	1										5	
P O	5330-612-2414	GASKET MS27030-6 (96906)		EA	1	*	*	*	*	*	*	*	*	*	5	
X2F		COUPLING, HALF, MALE: HOSE SHANK MS27021-11 (96906)		EA	1										5	

(1) SMR CODE	(2) FEDERAL STOCK NUMBER	(3) DESCRIPTION REF NUMBER & MFR CODE	(4) USABLE ON CODE	(5) UNIT OF MEAS	TMS-4930-228-24P									(10) ILLUS- TRATION (A) (B)		
					(6) 30-DAY DS MAINT ALLOWANCE			(7) 30-DAY GS MAINT ALLOWANCE			(8) 1-YR ALW EQUIP	(9) DEPOT MAINT EQUIP				
					QTY INC IN UNIT	1-20	21-50	51-100	1-20	21-50	51-100	CNTGY	PER 100 EQUIP	PER 100 EQUIP	FIG. NO.	ITEM NO.
P O	4720-718-6020	HOSE ASSEMBLY P1800-81 (14555)		EA	2	*	*	*	*	*	*	*	*	*	3	32
X2F		HOSE, CLAMP 9S (77414)		EA	4										3	33
X2F		COUPLING HALF: FEMALE, HOSE SHANK, 1 1/2 IN. MS27025-9 (96906)		EA	1										3	34
P O	4730-360-0595	GASKET MS27030-5 (96906)		EA	1	*	*	*	*	*	*	*	*	*	3	35
X1		HOSE: 1 1/2 IN. X 40 FT, MIL-H-370C, TYPE 1 SIZE 5 5-14-516-9-37 (97403)		EA	1										3	36
X1		COUPLING, HALF: MALE HOSE SHANK, 1 1/2 IN. MS27021-9 (96906)		EA	1										3	37
P O	4930-904-1383	PARTS KIT, FUEL NOZZLE H4126 (81718)		EA	1	*	*	*	*	*	*	*	*	*	3	
		1-MAIN POPPET													3	
		1-UPPER POPPET													3	3
		1-DISC													3	5
		1-PACKING													3	19
		1-PACKING, TEFLON													3	21
		GROUP 03 - REEL ASSEMBLY, GROUND CABLE														
P20		REEL, STATIC DISCHARGE 2040 (82366)		EA	1	*	*	*	*	*	*	*	*	*	4	
X2F		RING, RETAINING 580P45 (82366)		EA	2										4	1
X2F		SPACER 9813 (82366)		EA	1										4	2
P F		SPRING, TENSION LOCK 9616 (82366)		EA	1	*	*	*	*	*	*	*	*	*	4	3
P2F		RING, RETAINING 580P35 (82366)		EA	1	*	*	*	*	*	*	*	*	*	4	4
P F		NUT 151P85 (82366)		EA	8	*	*	*	*	*	*	*	*	*	4	5
P F		WASHER 103P35 (82366)		EA	7	*	*	*	*	*	*	*	*	*	4	6
P F		SCREW 2P114 (82366)		EA	1	*	*	*	*	*	*	*	*	*	4	7
P F		SCREW 2P109 (82366)		EA	4	*	*	*	*	*	*	*	*	*	4	8
X2F		HOUSING ASSEMBLY: NAMEPLATE SIDE 9685 (82366)		EA	1										4	9
X2F		DRUM ASSEMBLY 9672 (82366)		EA	1										4	11
P O	5310-087-4652	NUT, HEXAGON HEAD: SELF-LOCKING, 3/8 IN. MS51922-17 (96906)		EA	3	*	*	*	*	*	*	*	*	*	4	12
P O	5310-627-6128	WASHER, LOCK: EXTERNAL TOOTH, 3/8 IN. MS35335-35 (96906)		EA	3	*	*	*	*	*	*	*	*	*	4	13
P O	5305-269-3209	BOLT, HEXAGON HEAD MS90725-58 (96906)		EA	3	*	*	*	*	*	*	*	*	*	4	14

(1) SMR CODE	(2) FEDERAL STOCK NUMBER	(3) DESCRIPTION REF NUMBER & MFR CODE	(4) USABLE ON CODE	(5) UNIT OF MEAS	TMS-4930-228-24P									(10) ILLUS- TRATION FIG. ITEM NO. NO.	
					(6) 30-DAY DS MAINT ALLOWANCE (A) (B) (C)			(7) 30-DAY GS MAINT ALLOWANCE (A) (B) (C)			(8) 1-YR DEPOT MAINT ALW EQUIP CNTGY	(9) DEPOT MAINT ALW EQUIP			
X2F		CLAMP, HOSE 11S (77414)	EA	4										5	
P O	4720-718-6027	HOSE ASSEMBLY: MANIFOLD TO FRONT TANK P1800-88 (14555)	EA	1	*	*	*	*	*	*	*	*	*	5	4
X1		HOSE: MIL-H-370C, TYPE II, SIZE 6 X 107 IN. LG 5-14-516-9-33 (97403)	EA	1										5	
X2F		COUPLING, HALF, FEMALE: HOSE SHANK MS27025-11 (96906)	EA	1										5	
P O	5330-612-2414	GASKET MS27030-6 (96906)	EA	1	*	*	*	*	*	*	*	*	*	5	
X2F		COUPLING, HALF, MALE: HOSE SHANK MS27021-11 (96906)	EA	1										5	5
X2F		CLAMP, HOSE 11S (77414)	EA	4										5	
X1		HOSE: MIL-H-370C, TYPE II, SIZE 5 X 21 IN. LG 5-14-516-9-34 (97403)	EA	1										5	
X1		COUPLING, HALF, FEMALE: 1 1/2 IN. HOSE SHANK MS27025-9 (96906)	EA	1										5	6
P O	5330-612-2414	GASKET MS27030-6 (96906)	EA	1	*	*	*	*	*	*	*	*	*	5	
X2F		TEE, FITTING: PUMP OUTLET 635AMA (81718)	EA	1										5	7
X20		CAP, PROTECTIVE MS27028-9 (96906)	EA	1										5	
P O	4730-360-0595	GASKET MS27030-5 (96906)	EA	7	*	*	*	*	*	*	*	*	*	5	
P O	4730-360-0595	GASKET MS27030-5 (96906)	EA	1	*	*	*	*	*	*	*	*	*	5	8
X1		COUPLING, HALF, MALE: 1 1/2 IN., HOSE SHANK MS27021-9 (96906)	EA	1										5	9
P O	5310-087-4652	NUT, HEXAGON SELF-LOCKING MS51922-17 (96906)	EA	5										10	
P O	5310-627-6128	WASHER, LOCK EXTERNAL TOOTH MS35335-35 (96906)	EA	3	*	*	*	*	*	*	*	*	*	5	11
P O	5305-269-3213	BOLT, HEXAGON HEAD MS90725-62 (96906)	EA	3	*	*	*	*	*	*	*	*	*	5	12
P2F		MANIFOLD ASSEMBLY 5-14-514-5 (97403)	EA	1	*	*	*	*	*	*	*	*	*	5	13
X2F		MANIFOLD 5-14-514-5-1 (97403)	EA	1										5	14
X20		ELBOW, COUPLING, HALF, MALE: 90 DEG 2 IN. NPT 200F90 (24869)	EA	1										5	15
X20		PLUG, DUST, COUPLING, HALF MS27029-11 (96906)	EA	3										5	16
X1		CHAIN W/KEY RING 110-6 (17807)	EA	3										5	
P O	5330-612-2414	GASKET MS27030-6 (96906)	EA	3	*	*	*	*	*	*	*	*	*	5	17
P F	4730-287-2184	PLUG: SQ HD MS20913-16 (96906)	EA	1	*	*	*	*	*	*	*	*	*	5	18

(1) SMR CODE	(2) FEDERAL STOCK NUMBER	(3) DESCRIPTION REF NUMBER & MFR CODE	(4) USABLE ON CODE	(5) UNIT OF MEAS	(6) QTY INC IN UNIT	TMS-4930-228-24P			(7)			(8)	(9)	(10)		
						30-DAY ALLOWANCE	DS (B)	MAINT (C)	30-DAY ALLOWANCE	GS (B)	MAINT (C)	1-YR ALW PER EQUIP	DEPOT MAINT EQUIP	ILLUS- TRATION FIG. NO.	(A)	(B)
GROUP 05 - FILTER SEPARATOR ASSEMBLY																
P20	4330-110-3953	FILTER SEPARATOR ASSEMBLY 13216E1890 (97403)	EA	1	*	*	*	*	*	*	*	*	*	*	6	
P F	5310-269-4040	NUT, LOCK, HEXAGON: 5/8 IN. LOCK MS51922-49 (96906)	EA	2	*	*	*	*	*	*	*	*	*	*	6	1
P F	5310-823-8803	WASHER, FLAT MS27183-21 (96906)	EA	2	*	*	*	*	*	*	*	*	*	*	6	2
P F	5340-189-1736	BOLT, MACHINE, HEXAGON HEAD MS35307-470 (96906)	EA	2	*	*	*	*	*	*	*	*	*	*	6	3
P20	5340-189-1736	COUPLING W/RUBBER GASKET 1890-1 (14555)	EA	1	*	*	*	*	*	*	*	*	*	*	6	4
X20		COVER, FLUID FILTER 1890-2 (14555)	EA	1											6	5
P O	5330-171-4827	GASKET, RUBBER G120B (26622)	EA	1	*	*	*	*	*	*	*	*	*	*	6	6
P F	5310-274-9337	NUT, WING MS35425-36 (96906)	EA	1	*	*	*	*	*	*	*	*	*	*	6	7
X2F		WEB, CANNISTER RETAINER 1890-3 (14555)	EA	1											6	9
P2F	4930-072-6700	CANNISTER ASSEMBLY 050205 (06840)	EA	4	*	*	*	*	*	*	*	*	*	*	6	10
P O	4330-983-0998	DOD ELEMENT ASSEMBLY MILF52308 (81349)	EA	4	*	*	*	*	*	*	*	*	*	*	6	11
X2F		SPINDLE 1890-4 (14555)	EA	1											6	12
P F	5310-897-6082	NUT, JAM MS35691-36 (96906)	EA	1	*	*	*	*	*	*	*	*	*	*	6	13
P2F		SIGHT, GAGE ASSEMBLY 1890-5 (14555)	EA	1	*	*	*	*	*	*	*	*	*	*	6	14
P F		WINDOW: PLEXIGLAS 1890-5A (14555)	EA	1	*	*	*	*	*	*	*	*	*	*	6	
P F	6680-197-4972	BALL, PLASTIC 13217E5362 (97403)	EA	1	*	*	*	*	*	*	*	*	*	*	6	14A
P F		GASKET: ELASTOMER COMPOUND 1890-5B (14555)	EA	1	*	*	*	*	*	*	*	*	*	*	6	14B
P F	5305-983-8084	SCREW, CAP, SOCKET: 1/4-20 X 3/4 IN. LG MS16997-60 (96906)	EA	2	*	*	*	*	*	*	*	*	*	*	6	
P F	6685-105-3344	INDICATOR, DIFFERENTIAL, PRESSURE 13208E9128 (97403)	EA	1	*	*	*	*	*	*	*	*	*	*	6	15
P F	5305-984-6216	SCREW, MACHINE, PANHEAD: NO. 10-24 THD SIZE, 1 1/2 IN. LG MS35206-269 (96906)	EA	2	*	*	*	*	*	*	*	*	*	*	6	
P F	5310-045-3296	WASHER, LOCK MS35338-43 (96906)	EA	2	*	*	*	*	*	*	*	*	*	*	6	
P F	5310-809-8546	WASHER, FLAT MS27183-8 (96906)	EA	2	*	*	*	*	*	*	*	*	*	*	6	
P F	4730-735-4387	TEE 635AMA (81718)	EA	2	*	*	*	*	*	*	*	*	*	*	6	16
X2F		UNION, ADAPTER, FEMALE (MALE) 2047-4-4S (01276)	EA	2											6	17
P F		HOSE ASSEMBLY: PRESSURE INDICATOR CONNECTING 1890-7 (14555)	EA	2	*	*	*	*	*	*	*	*	*	*	6	18
X1		HOSE: MIL-H-8794, 5 X 12 IN. LG MS2874-1-5L (96906)	EA	2											6	

(1) SMR CODE	(2) FEDERAL STOCK NUMBER	(3) DESCRIPTION REF NUMBER & MFR CODE	(4) USABLE ON CODE	(5) UNIT OF MEAS	(6) QTY INC IN UNIT	30-DAY DS MAINT ALLOWANCE			30-DAY GS MAINT ALLOWANCE			(8) 1-YR ALW EQUIP CNTGY	(9) DEPOT MAINT EQUIP	(10) ILLUS- TRATION FIG. ITEM NO. NO.		
						(A)	(B)	(C)	(A)	(B)	(C)	PER 100	PER 100	(A)	(B)	
X1		FITTING, HYDRAULIC HOSE, MALE: SAE, J516, FIG 1, 1/4 IN. NPTF, 1/4 IN. HOSE 4412-4-5 (01276)		EA	2										6	
P F	4730-908-3194	CLAMP, HOSE, ADJUSTABLE MS35842-11 (96906)		EA	1	*	*	*	*	*	*	*	*	*	6	
P F		HOSE, DRAIN, RUBBER: GASOLINE RESISTANT, 5/16 IN. ID, 36 IN. LG 1890-6 (14555)		EA	1	*	*	*	*	*	*	*	*	*	6	19
P F	4820-554-8391	COCK, DRAIN, BRASS MS35785-4 (96906)		EA	1	*	*	*	*	*	*	*	*	*	6	20
P F	4730-800-4808	ELBOW, STREET		EA	1	*	*	*	*	*	*	*	*	*	6	21
P F	4730-735-4388	ELBOW, COUPLING, HALF 150890 (24869)		EA	1	*	*	*	*	*	*	*	*	*	6	
P O	4730-360-0595	GASKET MS27030-5 (96906)		EA	1	*	*	*	*	*	*	*	*	*	6	
P2F		TANK, FILTER 13217E6311 (97403)		EA	1	*	*	*	*	*	*	*	*	*	6	22
		GROUP 06 - PUMP ASSEMBLY, CENTRIFUGAL														
P2F		PUMP ASSEMBLY 39527 (05748)		EA	1	*	*	*	*	*	*	*	*	*	7	
P F		HEXAGON NUT: 3/8 IN. 02502 (05748)		EA	6	*	*	*	*	*	*	*	*	*	7	1
P O	5310-637-9541	LOCKWASHER 02604 (05748)		EA	6	*	*	*	*	*	*	*	*	*	7	2
X2F		STUD: 3/8 X 1 1/2 IN. LG 02417 (05748)		EA	6										7	3
X2F		BODY 28017 (05748)		EA	1										7	4
P F		GASKET, BODY 08030 (05748)		EA	1	*	*	*	*	*	*	*	*	*	7	5
P F	4320-837-7762	IMPELLER 28018 (05748)		EA	1	*	*	*	*	*	*	*	*	*	7	6
P F		SHIM: .030 IN. THK 08054 (05748)		EA	1	*	*	*	*	*	*	*	*	*	7	7
P F		SHIM: .010 IN. THK 08053 (05748)		EA	2	*	*	*	*	*	*	*	*	*	7	7
P F	4320-360-0597	SHAFT, SEAL 8022 (05748)		EA	1	*	*	*	*	*	*	*	*	*	7	8
P O		CAP SCREW 37544 (05748)		EA	4	*	*	*	*	*	*	*	*	*	7	9
P O	5310-637-9541	LOCKWASHER 02604 (05748)		EA	4	*	*	*	*	*	*	*	*	*	7	10
P F		COUPLING, HEAD 05364 (05748)		EA	1	*	*	*	*	*	*	*	*	*	7	11
P F	4730-145-6231	PIPE, PLUG 03207 (05748)		EA	1	*	*	*	*	*	*	*	*	*	7	12
X2F		COUPLING, HALF: QUICK DISCONNECT, 90 DEG ELBOW 200890 (24869)		EA	1										7	13
P O	5330-612-2414	GASKET MS27030-6 (96906)		EA	1	*	*	*	*	*	*	*	*	*	7	
X2F		BUSHING 28021 (05748)		EA	1										7	14

(1) SMR CODE	(2) FEDERAL STOCK NUMBER	(3) DESCRIPTION REF NUMBER & MFR CODE GROUP 07 - ENGINE MUFFLER	(4) USABLE ON CODE	(5) UNIT OF MEAS	(6) QTY INC IN UNIT	TMS-4930-228-24P			(7)			(8)	(9)	(10)	
						30-DAY DS MAINT ALLOWANCE			30-DAY GS MAINT ALLOWANCE			1-YR ALW	DEPOT MAINT	ILLUS- TRATION	(A)
						(A)	(B)	(C)	(A)	(B)	(C)	PER EQUIP	PER EQUIP	FIG. NO.	ITEM NO.
P20	2990-400-5115	MUFFLER ASSEMBLY: ENGINE EXHAUST 5-14-512-13 (97403)	EA	1	*	*	*	*	*	*	*	*	*	8	1
P O	2990-389-6412	MUFFLER, EXHAUST T1802D (76700)	EA	1	*	*	*	*	*	*	*	*	*	8	2
P O		CAP, EXHAUST 110032 (81859)	EA	1	*	*	*	*	*	*	*	*	*	8	3
P O	4730-289-5176	PLUG, PIPE: SQ HD, MUFFLER DRAIN WWP471 (81348)	EA	1	*	*	*	*	*	*	*	*	*	8	4
P O	5310-905-0762	NUT, PLAIN, HEXAGON: BRACKET TO MUFFLER MTG MS51967-3 (96906)	EA	4	*	*	*	*	*	*	*	*	*	8	5
P O	5310-012-0380	WASHER, LOCK: MUFFLER MTG MS35338-25 (96906)	EA	4	*	*	*	*	*	*	*	*	*	8	6
P O	5305-225-3839	SCREW, CAP, HEXAGON HEAD: MUFFLER MTG MS90725-8 (96906)	EA	4	*	*	*	*	*	*	*	*	*	8	7
X20		BRACKET: SUPPORT, MUFFLER TO FRAME 5-14-515-10-1 (97403)	EA	1										8	8
X20		COUPLING, HALF: QUICK DISCONNECT, FEMALE MS27026-5 (96906)	EA	1										8	9
P O	5330-949-5426	GASKET SET: COPPER WIRE REINFORCED ASBESTOS 5-14-515-10-5 (97403)	EA	1	*	*	*	*	*	*	*	*	*	8	10
X20		COUPLING, HALF: QUICK DISCONNECT MS27022-5 (96906) (MALE)	EA	1										8	11
X20		ELBOW, STREET: MUFFLER COUPLING TO ENGINE WP521TYP52 (81348)	EA	1										8	12
GROUP 08 - ENGINE ASSEMBLY															
P F R	2805-472-2389	ENGINE, GASOLINE MBKND352394 (66289)	EA	1	*	*	*	*	*	*	*	*	*	9	1
P O	5310-934-9758	NUT, PLAIN, HEXAGON: SWITCH BOX TO BRACKET MTG MS35649-202 (96906)	EA	2	*	*	*	*	*	*	*	*	*	9	2
P O	5310-350-4205	WASHER, LOCK: SWITCH BOX TO BRACKET SCREW MS122052 (96906)	EA	2	*	*	*	*	*	*	*	*	*	9	3
P O	5305-984-6217	SCREW, ROUND SLOTTED HEAD: SWITCH BOX TO BRACKET MTG MS35206-270 (96906)	EA	2	*	*	*	*	*	*	*	*	*	9	4
P O	2920-883-1101	SWITCH ASSEMBLY: MAGNETO TO GROUND WIRE AND SWITCH ASSEMBLY YD89BC (66289)	EA	1	*	*	*	*	*	*	*	*	*	9	5
X1		PLATE: INSTRUCTION, SWITCH ASSEMBLY	EA	1										9	
P O	5306-207-9158	BOLT, MACHINE, HEXAGON HEAD: FUEL TANK AND SWITCH BRACKET MTG XD25 (66289)	EA	4	*	*	*	*	*	*	*	*	*	9	6
P O	5310-149-0021	LOCKWASHER: FUEL TANK AND SWITCH BRACKET MTG PE5 (66289)	EA	4	*	*	*	*	*	*	*	*	*	9	7
X20		BRACKET: SWITCH BOX MTG 115-156 (01400)	EA	1										9	8

(1) SMR CODE	(2) FEDERAL STOCK NUMBER	(3) DESCRIPTION REF NUMBER & MFR CODE	(4) USABLE ON CODE	(5) UNIT OF MEAS	(6) QTY INC IN UNIT	30-DAY DS MAINT ALLOWANCE			30-DAY GS MAINT ALLOWANCE			(8) 1-YR ALW EQUIP CNTGY	(9) DEPOT MAINT ALW EQUIP	(10) ILLUS- TRATION FIG. ITEM NO. NO.	
						(A)	(B)	(C)	(A)	(B)	(C)			(A)	(B)
PO		SCREW, MACHINE, ROUNDHEAD: 1/4-20 THD SIZE, 1 3/4 IN. LG XA61 (66289)	EA	2	*	*	*	*	*	*	*	*	*	9	9
P O		NUT, SQUARE HEAD PD239 (66289)	EA	2	*	*	*	*	*	*	*	*	*	9	10
X20		STRAP: FUEL TANK MTG PG1201 (66289)	EA	2										9	11
X1		ELBOW: PIPE TO TUBE RF1225 (66289)	EA	2										9	12
P O	2910-447-9287	TUBE ASSEMBLY: METAL, FUEL FILTER TO CARBUERETOR RP902 (66289)	EA	1	*	*	*	*	*	*	*	*	*	9	13
X20		STANDPIPE: FUEL TANK RM1280A (66289)	EA	1										9	14
P20		TANK ASSEMBLY: FUEL WE411BS1 (66289)	EA	1	*	*	*	*	*	*	*	*	*	9	15
P O	2910-846-0943	CAP: FUEL,TANK RC118 (66289)	EA	1	*	*	*	*	*	*	*	*	*	9	16
X20		RING, RETAINING: FUEL TANK STRAINER SCREW PK127A (66289)	EA	1										9	17
P O	4730-812-4303	ELEMENT, STRAINER: SEDIMENT, FUEL TANK RD127C (66289)	EA	1	*	*	*	*	*	*	*	*	*	9	18
X20		BRACKET: FUEL TANK MTG BK121 (66289)	EA	1										9	19
P O		STRAINER ASSEMBLY: SEDIMENT QW418T (78480)	EA	1	*	*	*	*	*	*	*	*	*	9	20
X1		BOWL, GLASS OW363 (78480)	EA	1	SEE KIT P/N LQ32 (78480)									9	21
X1		SCREEN, FILTER OW352 (78480)	EA	1	SEE KIT P/N LQ32 (78480)									9	22
X1		GASKET: BOWL 06096 (78480)	EA	1	SEE KIT P/N LQ32 (78420)									9	23
X1		CLAMP,WIRE AND NUT ASSEMBLY OW447 (78480)	EA	1										9	24
P2F	2990-422-6161	SHEAVE STARTER UC103A (66289)	EA	1	*	*	*	*	*	*	*	*	*	10	1
P F		LOCKWASHER: SPRING LOCK, 5/8 IN. PE112 (66289)	EA	1	*	*	*	*	*	*	*	*	*	10	2
P O	5305-988-1723	SCREW, CAP, HEXAGON HEAD MS35206-279 (96906)	EA	2	*	*	*	*	*	*	*	*	*	10	3
P O	5310-582-5765	LOCKWASHER MS35338-4 (96906)	EA	2	*	*	*	*	*	*	*	*	*	10	4
X2F		AIR SHROUD ASSEMBLY SE53A16S1 (66289)	EA	1										10	5
X1		SHROUD SE54 (66289)	EA	1										10	
X20		SCREEN SE153 (66289)	EA	1										10	
P2F	2805-376-0395	FLYWHEEL NC137 (66289)	EA	1	*	*	*	*	*	*	*	*	*	10	6
P O		RIVET, BLIND XJ58 (66289)	EA	4	*	*	*	*	*	*	*	*	*	10	7
X1		INSTRUCTION PLATE SD251 (66289)	EA	1										10	8

(1) SMR CODE	(2) FEDERAL STOCK NUMBER	(3) DESCRIPTION REF NUMBER & MFR CODE	(4) USABLE ON CODE	(5) UNIT OF MEAS	(6) QTY INC IN UNIT	30-DAY DS MAINT ALLOWANCE			30-DAY GS MAINT ALLOWANCE			(8) 1-YR ALW PER EQUIP CMTGY	(9) DEPOT MAINT ALW PER EQUIP	(10) ILLUS- TRATION (A) (B) FIG. ITEM NO. NO.	
						(A)	(B)	(C)	(A)	(B)	(C)				
P O	2990-718-6022	STARTING ROPE ASSEMBLY U268B (66289)	EA	1	*	*	*	*	*	*	*	*	*	10	9
P O	2920-620-0219	IGNITION, WIRE ASSEMBLY, SHIELDED YD259 (66289)	EA	1	*	*	*	*	*	*	*	*	*	11	1
P O	2920-293-5212	SPARK PLUG XED16 (11583)	EA	1	*	*	*	*	*	*	*	*	*	11	2
P2F	2805-837-1181	ENGINE BLOCK AA97-1S19 (66289)	EA	5	*	*	*	*	*	*	*	*	*	11	3
X2F		PLUG, EXPANSION: CAMSHAFT SUPPORT PIN MS35648-4 (96906)	EA	1										11	4
P F	4730-366-6256	PLUG, PIPE, SOCKET HEAD XK118 (66289)	EA	1	*	*	*	*	*	*	*	*	*	11	5
P O	5305-285-8538	SCREW, CAP, HEXAGON HEAD: INSPECTION PLATE MTG XD11 (66289)	EA	1	*	*	*	*	*	*	*	*	*	11	6
P O	5310-285-8538	WASHER, PLAIN, COPPER: PLATE MTG PH30 (66289)	EA	1	*	*	*	*	*	*	*	*	*	11	7
X2F		PLATE,INSPECTION: VALVE TAPPET SA61 (66289)	EA	1										11	8
XT		GASKET: VALVE INSPECTION PLATE GD572 (66289)	EA	1	SEE GASKET SET FSN 2805-912-4316									11	9
P F	5305-255-9081	SCREW, SPECIAL HARDNESS: CYLINDER HEAD MTG MS90725-36 (96906)	EA	5	*	*	*	*	*	*	*	*	*	11	10
P F	5310-407-5966	LOCKWASHER: CYLINDER HEAD MTG MS35338-45 (96906)	EA	1	*	*	*	*	*	*	*	*	*	11	11
P O	6680-790-6346	OIL FILTER AND GAGE ASSEMBLY R123-2 (66289)	EA	1	*	*	*	*	*	*	*	*	*	11	12
X1		NIPPLE, PIPE: 1/2 X 1 1/2 IN. LG LJ310 (66289)	EA	1										11	
X1		BODY RB86 (66289)	EA	1										11	
X1		OIL, GAGE AND CAP: ENGINE OIL LEVEL RJ152-2S1 (66289)	EA	1										11	12
X1		GASKET, OIL GAGE CAP QD715 (66289)	EA	1										11	
P O	4730-010-3867	PLUG, PIPE, HEXAGON HEAD, MAGNETIC: ENGINE BASE OIL DRAIN XK3B (66289)	EA	1	*	*	*	*	*	*	*	*	*	11	13
P F	5306-299-2393	SCREW, HEXAGON HEAD: BASE MTG MILB857TYPE11GR11 (81349)	EA	10	*	*	*	*	*	*	*	*	*	11	14
P F	5310-582-5965	LOCKWASHER: BASE MTG MS35338-44 (96906)	EA	10	*	*	*	*	*	*	*	*	*	11	15
X2F		BASE, ENGINE BB1169F9 (66289)	EA	1										11	16
X1		GASKET: ENGINE BASE QD569A (66289)	EA	1	SEE GASKET SET FSN 2805-912-4316									11	17
P F	5305-225-8504	SCREW, SPECIAL HARDNESS: CYLINDER HEAD MTG MS90725-40 (96906)	EA	3	*	*	*	*	*	*	*	*	*	11	18
P F	5310-224-4934	WASHER, PLAIN, STEEL: CYLINDER MTG PH209B (66289)	EA	7	*	*	*	*	*	*	*	*	*	11	19
P2F	2805-837-1182	HEAD, CLYLINDER: GASOLINE ENGINE AB99TISI (66289)	EA	1	*	*	*	*	*	*	*	*	*	11	20

(1) SMR CODE	(2) FEDERAL STOCK NUMBER	(3) DESCRIPTION REF NUMBER & MFR CODE	(4) USABLE ON CODE	(5) UNIT OF MEAS	TM5-4930-228-24P						(8) 1-YR ALW EQUIP CNTGY	(9) DEPOT MAINT EQUIP	(10) ILLUS- TRATION	
					(6) 30-DAY DS MAINT ALLOWANCE			(7) 30-DAY GS MAINT ALLOWANCE					(A)	(B)
X1		GASKET, CYLINDER HEAD QD802 (66289)		EA	1	SEE	GASKET	SET	FSN	2805-912-4316			11	21
P O	5306-207-9152	SCREW, MACHINE HEAD: AIR CLEANER SUPPORT BRACKET STRAP XD4 (66289)		EA	1	*	*	*	*	*	*	*	11	22
X20		STRAP, SUPPORT: AIR CLEANER SUPPORT PG338 (66289)		EA	1								11	24
P20	2940-839-6107	AIR, FILTER N76B4 (80749)		EA	1	*	*	*	*	*	*	*	11	25
P F	5305-988-1727	SCREW, MACHINE HEAD: AIR CLEANER BRACKET MTG MS35206-283 (96906)		EA	1	*	*	*	*	*	*	*	11	26
P F	5330-447-9260	GASKET, BRACKET CLAMP QD647 (66289)		EA	1	*	*	*	*	*	*	*	11	27
X2F		BRACKET ASSEMBLY: CLEANER TO CARBURETOR B1-264B451 (66289)		EA	1								11	28
P O	5310-768-0319	NUT, HEXAGON, STEEL: CARBURETOR MTG MS51968-2 (96906)		EA	2	*	*	*	*	*	*	*	11	29
P2F	2910-358-4516	CARBURETOR 11193A (79960)		EA	1	*	*	*	*	*	*	*	11	30
X1		GASKET, CARBURETOR FLANGE OC53 (66289)		EA	1	SEE	GASKET	SET	2805-912-4316				11	31
X2F		STUD, PLAIN: CARBUERETOR MTG PC368 (66289)		EA	2								11	32
P20	2805-790-7778	BREATHER, CRANKCASE L031B (66289)		EA	1	*	*	*	*	*	*	*	11	33
P O	5310-188-7848	NUT, HEXAGON, STEEL: MAGNETO DRIVE MTG PD10 (66289)		EA	1	*	*	*	*	*	*	*	12	1
P O	5310-928-9824	WASHER, LOCK: MAGNETO DRIVE MTG PE52A (66289)		EA	3	*	*	*	*	*	*	*	12	2
P O	5306-019-3484	BOLT, MACHINE: MAGNETO MTG, UPPER HOLE 193484 (24617)		EA	1	*	*	*	*	*	*	*	12	3
P O	5306-225-8499	SCREW, MACHINE: MAGNETO MTG, LOWER HOLE MS35297-34 (96906)		EA	1	*	*	*	*	*	*	*	12	4
X1		GASKET: MAGNETO MTG QD570A (66289)		EA	1	SEE	GASKET	SET	FSN	2805-912-4316			12	5
X20		GEAR: MAGNETO DRIVE GD87C (66289)		EA	1								12	6
P F	2920-790-8746	MAGNETO ASSEMBLY FMPE1B7-(21387)		EA	1	*	*	*	*	*	*	*	12	7
P F	5305-281-6387	SCREW, ASSEMBLED WASHER AND CAP: COVER MTG 10S10D (82796)		EA	4	*	*	*	*	*	*	*	12	8
X1		COVER, END J2430A (82796)		EA	1								12	9
P F	5330-217-3489	GASKET: END CAP TO HOUSING N2498 (82796)		EA	1	*	*	*	*	*	*	*	12	10
P F	5305-751-8655	SCREW, MACHINE 8S5U (82796)		EA	1	*	*	*	*	*	*	*	12	11
P F	5305-042-0461	SCREW, MACHINE: CONDENSER AND SUPPORT MTG 8S4U (82796)		EA	1	*	*	*	*	*	*	*	12	12

(1) SMR CODE	(2) FEDERAL STOCK NUMBER	(3) DESCRIPTION REF NUMBER & MFR CODE	(4) USABLE ON CODE	(5) UNIT OF MEAS	(6) QTY INC IN UNIT	30-DAY DS MAINT ALLOWANCE			30-DAY GS MAINT ALLOWANCE			(8) 1-YR ALW EQUIP CNTGY	(9) DEPOT MAINT ALW EQUIP	(10) ILLUS- TRATION FIG. ITEM NO. NO.		
						(A)	(B)	(C)	(A)	(B)	(C)			(A)	(B)	
X1		WASHER, ROTOR DRIVE, BEARING RETAINING A2492D (82796)	EA		1										12	13
P F	5910-189-5518	CONDENSER, FIXED, PAPER SXY2433 (21387)	EA		1	*	*	*	*	*	*	*	*		12	14
P F	5310-221-3153	WASHER, CONTACT, SUPPORT LOCKING B5969 (82796)	EA		1	*	*	*	*	*	*	*	*		12	15
X2F		RING, RETAINING: FULCRUM PIN V1498 (82796)	EA		1										12	16
X1		CONTACT ASSEMBLY: ELECTRIC Q2437A (82796)	EA		1										12	17
X1		WICK, BREAKER ARM L2788 (82796)	EA		1										12	18
X1		CAM, WICK AND HOLDER G2788 (82796)	EA		1										12	19
P F	5305-958-5473	SCREW, MACHINE: BEARING SUPPORT MS35190-251 (96906)	EA		4	*	*	*	*	*	*	*	*		12	20
X1		SUPPORT, BEARING BY4631 (82796)	EA		1										12	21
X1		BEARING, SLEEVE: ROTOR, CAM END D5949A (82796)	EA		1										12	22
X1		ROTOR: MAGNETO US2480 (82796)	EA		1										12	23
P F	2920-511-9659	KEY, WOODRUFF: ROTOR SHAFT TO IMPULSE COUPLING 3K1 (92796)	EA		1	*	*	*	*	*	*	*	*		12	24
X1		BEARING, BALL, ANNULAR: ROTOR DRIVE AND SHAFT C5949 (21387)	EA		1										12	25
X2F		CLIP, RETAINING: ROTOR DRIVE END BEARING B1498D (21387)	EA		1										12	26
P F	5305-042-0447	SCREW, ASSEMBLED WASHER, COIL CLIP 420447 (21450)	EA		1	*	*	*	*	*	*	*	*		12	27
X2F		CLIP, COIL D1620 (82796)	EA		1										12	28
X1		COIL, MAGNETO T2477C (82796)	EA		1										12	29
X1		HOUSING, MAGNETO RX2425 (82796)	EA		1										12	30
X2F		SPRING, IMPULSE, COUPLING, PAWL: IMPULSE COUPLING NUT C5963 (66289)	EA		1										12	31
X2F		NUT, CASTELLATED, HEXAGON: IMPULSE COUPLING M2570 (21387)	EA		1										12	32
X1		BEARING, SLEEVE: IMPULSE COUPLING A2572 (82796)	EA		1										12	33
X1		HUB ASSEMBLY: COUPLING, S22563 (82796)	EA		1										12	34
X1		SPRING, SPIRAL TORSION: IMPULSE COUPLING DRIVE D2565 (82796)	EA		1										12	35
X2F		COUPLING ASSEMBLY, MAGNETO LV2563C (82796)	EA		1										12	36

(1) SMR CODE	(2) FEDERAL STOCK NUMBER	(3) DESCRIPTION REF NUMBER & MFR CODE	(4) USABLE ON CODE	(5) UNIT OF MEAS	(6) QTY INC IN UNIT	TMS-4930-228-24P 30-DAY DS MAINT ALLOWANCE			30-DAY GS MAINT ALLOWANCE			(8) 1-YR ALW EQUIP	(9) DEPOT MAINT EQUIP	(10) ILLUS- TRATION FIG. ITEM NO. NO.	
						(A)	(B)	(C)	(A)	(B)	(C)	PER 100 CNTGY	PER 100 EQUIP	(A)	(B)
P F	5310-285-1591	WASHER, FLAT: ROTOR DRIVE END SEAL A2492A (82796)	EA	1	*	*	*	*	*	*	*	*	*	12	37
P F	2920-356-1221	SEAL, PLAIN: ROTOR DRIVE END G3861 (66289)	EA	1	*	*	*	*	*	*	*	*	*	12	38
X1		WASHER, BEARING, GREASE SUPPORT: ROTOR DRIVE END SEAL A2492C (21387)	EA	2										12	39
X2F		RING, RETAINING: ROTOR DRIVE END SHAFT C1498D (21387)	EA	1										12	40
X2F		STOP, PIN, IMPULSE PAWL S2568 (82796)	EA	1										12	41
P F	5305-794-8553	SETSCREW, COIL BRIDGE 31SS12B (82796)	EA	2	*	*	*	*	*	*	*	*	*	12	42
P F	5305-855-0971	SCREW, MACHINE: VENT COVER MTG MS24629-21 (96906)	EA	2	*	*	*	*	*	*	*	*	*	12	43
X1		COVER, VENT: MAGNETO COIL B6030A (21387)	EA	2										12	44
P F	2920-714-5868	SCREEN, VENT C6032B (82796)	EA	2	*	*	*	*	*	*	*	*	*	12	45
X1		PLATE SD108 (66289)	EA	1										12	46
P F	5305-206-1064	SCREW, HEXAGON HEAD: MAIN BEARING PLATE MTG XD15 (66289)	EA	4	*	*	*	*	*	*	*	*	*	13	1
P F	5310-675-5755	WASHER, PLAIN: MAIN BEARING PLATE PH412 (66289)	EA	4	*	*	*	*	*	*	*	*	*	13	2
X2F		PLATE BEARING ASSEMBLY BG170S2 (66289)	EA	1										13	3
P F	2805-356-0940	SEAL, OIL: MAIN BEARING PH256 (66289)	EA	2	*	*	*	*	*	*	*	*	*	13	4
P F	2805-391-4152	RETAINER, OIL SEAL: MAIN BEARING PH254 (66289)	EA	2	*	*	*	*	*	*	*	*	*	13	5
X1		GASKET: MAIN BEARING PLATE, TAKE-OFF END QD573A (66289)	EA	2										13	6
X1		GASKET: MAIN BEARING PLATE, TAKE-OFF END QD573 (66289)	EA	5										13	7
P F	5306-207-9152	SCREW, HEXAGON HEAD: MAIN BEARING PLATE MTG XD4 (66289)	EA	4	*	*	*	*	*	*	*	*	*	13	8
P F	5310-261-7341	LOCKWASHER: MAIN BEARING PLATE MTG MS35338-44 (96906)	EA	4	*	*	*	*	*	*	*	*	*	13	9
X2F		PLATE BEARING RETAINERS BG171S1 (66289)	EA	1										13	10
X1		GASKET, BEARING RETAINER PLATE: FLYWHEEL END QD574 (66289)	EA	1										13	11
P2F	2805-358-2303	CRANKSHAFT ASSEMBLY: ENGINE CA51-88S1 (66289)	EA	1	*	*	*	*	*	*	*	*	*	13	12

(1)	(2)	(3)	(4)	(5)	TMS-4930-228-24P			(7)	(8)	(9)	(10)				
					30-DAY DS MAINT ALLOWANCE	30-DAY GS MAINT ALLOWANCE	1-YR ALW MAINT				ILLUS-TRATION				
SMR CODE	FEDERAL STOCK NUMBER	DESCRIPTION REF NUMBER & MFR CODE	USABLE ON CODE	UNIT OF MEAS	QTY INC IN UNIT	(A)	(B)	(C)	(A)	(B)	(C)	PER 100 EQUIP	DEPOT ALW PER 100 EQUIP	FIG. NO.	ITEM NO.
X1		CRANKSHAFT		EA	1									13	13
P F	3110-100-6009	BEARING ASSEMBLY, MAIN ME88 (66289)		EA	2	*	*	*	*	*	*	*	*	13	
X1		CUP BEARING: CRANKSHAFT MAIN 15250 (60038)		EA	2									13	14
X1		CONE BEARING: CRANKSHAFT MAIN 15118 (60038)		EA	2									13	15
P2F	2805-249-9903	GEAR, CRANKSHAFT GA34A (66289)		EA	1	*	*	*	*	*	*	*	*	13	16
P F	5315-010-6749	KEY, WOODRUFF: CRANKSHAFT GEAR MTG PL21 (66289)		EA	1	*	*	*	*	*	*	*	*	13	17
P F	5315-616-5514	KEY, WOODRUFF: FLYWHEEL MTG PL17 (66289)		EA	1	*	*	*	*	*	*	*	*	13	18
P F	2805-672-9509	ROD ASSEMBLY, CONNECTING DA70BS1 (66289)		EA	1	*	*	*	*	*	*	*	*	14	1
X1		ROD, CONNECTING DA70B (66289)		EA	1									14	
X1		CAP SCREW, CONNECTING ROD XD19 (66289)		EA	2									14	2
X1		LOCKWASHER PE82 (66282)		EA	2									14	3
P F	2805-828-9520	PISTON ASSEMBLY DB186A1SP (66289)		EA	1	*	*	*	*	*	*	*	*	14	4
X1		RETAINER, PISTON PIN PK69 (66289)		EA	2									14	5
X1		PIN, PISTON DE68 (66289)		EA	1									14	6
P F	2805-555-2119	RING, SET, PISTON DR30 (66289)		EA	1	*	*	*	*	*	*	*	*	14	7
X1		RING, COMPRESSION DC198 (66289)		EA	2									14	8
X1		RING, SCRAPER DC-161-1 (66289)		EA	1									14	9
X1		RING, OIL DC199 (66289)		EA	1									14	10
P F	2805-277-2918	LOCK, VALVE: SPRING SEAT AH9 (66289)		EA	2	*	*	*	*	*	*	*	*	15	1
P F	2805-448-1050	VALVE, EXHAUST AE74D (66249)		EA	1	*	*	*	*	*	*	*	*	15	2
P F	2805-270-3429	VALVE, INLET AE74C (66289)		EA	1	*	*	*	*	*	*	*	*	15	3
P F	2805-301-2940	SEAT, VALVE, ROTATOR AND SPRING AG31 (66289)		EA	1	*	*	*	*	*	*	*	*	15	4
P F	2805-143-6657	SEAT, VALVE SPRING AG26 (66289)		EA	1	*	*	*	*	*	*	*	*	15	5
P F	2805-808-5675	SPRING, VALVE AF63B (66289)		EA	2	*	*	*	*	*	*	*	*	15	6

(1) SMR CODE	(2) FEDERAL STOCK NUMBER	(3) DESCRIPTION REF NUMBER & MFR CODE	(4) USABLE ON CODE	(5) UNIT OF MEAS	(6) QTY INC IN UNIT	30-DAY DS MAINT ALLOWANCE			30-DAY GS MAINT ALLOWANCE			(8) 1-YR ALW EQUIP CNTGY	(9) DEPOT MAINT ALW EQUIP	(10) ILLUS- TRATION FIG. ITEM NO. NO.		
						(A)	(B)	(C)	(A)	(B)	(C)			(A)	(B)	
P F	2805-620-0156	LOCATOR, VALVE SPRING AG34B (66289)	EA	2	*	*	*	*	*	*	*	*	*	15	7	
P F	2805-776-0512	TAPPET, VALVE FA42C (66289)	EA	2	*	*	*	*	*	*	*	*	*	15	8	
P F	2805-695-2177	GUIDE, VALVE STEM AD41 (66289)	EA	2	*	*	*	*	*	*	*	*	*	15	9	
P F	2805-776-8151	INSERT, EXHAUST VALVE HG201D (66289)	EA	1	*	*	*	*	*	*	*	*	*	15	10	
P F	5315-828-8190	PIN, COTTER: CONTROL ROD MS24665-69 (96906)	EA	1	*	*	*	*	*	*	*	*	*	16	1	
X2F		ROD, GOVERNOR VE304 (66289)	EA	1										16	2	
X2F		SPRING, GOVERNOR PM74 (66289)	EA	1										16	3	
P F	5310-576-1783	NUT, HEXAGON HEAD FNF836GPETTYPEISTYLEIGRA (81348)	EA	1	*	*	*	*	*	*	*	*	*	16	4	
X2F		LEVER, GOVERNOR TC332 (66289)	EA	1										16	5	
P O	5306-299-2393	SCREW, HEXAGON HEAD MILB857TYPEIIGRADEII (81349)	EA	2	*	*	*	*	*	*	*	*	*	16	6	
X20		BRACKET TC325 (66289)	EA	1										16	7	
X1		GASKET, GOVERNOR, YOKE SHAFT, BRACKET QD571 (66289)	EA	1	SEE GASKET KIT FSN 2805-912-4316										16	8
X2F		YOKE AND SHAFT TC324C (66289)	EA	1										16	9	
X2F		CAMSHAFT AND GEAR ASSEMBLY EA101ZS (66289)	EA	1										16	10	
X2F		PIN, SUPPORT, CAMSHAFT PA264 (66289)	EA	1										16	11	
X1		GEAR, HELICAL GB49 (66289)	EA	1										16	12	
X1		KEY, WOODRUFF: CAMSHAFT PL21 (66289)	EA	1										16	13	
X1		CAMSHAFT EA101W (66289)	EA	1										16	14	
X2F		SLEEVE, GOVERNOR TC323 (66289)	EA	1										16	15	
X2F		SPACER, GOVERNOR TC321 (66289)	EA	1										16	16	
X2F		PIN, GOVERNOR PA340 (66289)	EA	2										16	17	
X2F		FLYWEIGHT ASSEMBLY FOR GOVERNOR TC322-1S1 (66289)	EA	2										16	18	
P2F	2990-383-9339	CONTROL ASSEMBLY, GOVERNOR VE363A (66289)	EA	1	*	*	*	*	*	*	*	*	*	17	1	
P F	5305-958-5245	SCREW, MACHINE, FLATHEAD MS35190-288 (96906)	EA	1	*	*	*	*	*	*	*	*	*	17	2	
P F	5310-194-9211	WASHER, LOCK: 1/4 IN. PE55 (66289)	EA	1	*	*	*	*	*	*	*	*	*	17	3	
X1		BRACKET, CONTROL VCZ2C (66289)	EA	1										17	4	
P F	5330-841-2729	WASHER, NONMETALLIC OD695 (66289)	EA	1	*	*	*	*	*	*	*	*	*	17	5	

(1) SMR CODE	(2) FEDERAL STOCK NUMBER	(3) DESCRIPTION REF NUMBER & MFR CODE	(4) USABLE ON CODE	(5) UNIT OF MEAS	(6) QTY INC IN UNIT	30-DAY DS MAINT ALLOWANCE			30-DAY GS MAINT ALLOWANCE			(8) 1-YR ALW EQUIP CMTGY	(9) DEPOT MAINT ALW EQUIP	(10) ILLUS- TRATION FIG. ITEM NO. NO.	
						(A)	(B)	(C)	(A)	(B)	(C)			(A)	(B)
P F	5305-685-1344	SCREW, MACHINE, ROUNDHEAD: NO. 8-32 X 5/8 IN. LG XA6 (66289)		EA	1	*	*	*	*	*	*	*	*	17	6
P F	5310-489-6053	NUT, HEXAGON HEAD PD153 66289		EA	1	*	*	*	*	*	*	*	*	17	7
P F	5310-637-1058	NUT, HEXAGON PD115 (66289)		EA	2	*	*	*	*	*	*	*	*	17	8
P F	5315-273-7846	PIN, STRAIGHT, THREADED SCREW: SPEED CONTROL SPRING P1-121 (66289)		EA	1	*	*	*	*	*	*	*	*	17	9
X1		BLOCK, ADJUSTING, SCREW TC301-3 (66289)		EA	1									17	10
P F	5310-809-8544	WASHER, PLAIN MS27183-7 (96906)		EA	1	*	*	*	*	*	*	*	*	17	11
P F	5315-839-2325	PIN, COTTER MS24665-132 (96906)		EA	1	*	*	*	*	*	*	*	*	17	12
P F	5310-809-4058	WASHER, PLAIN MS27183-10 (96906)		EA	1	*	*	*	*	*	*	*	*	17	13
P F	5340-256-7147	SPRING, HELICAL, COMPRESSION: SPEED CONTROL LEVER PM117 (66289)		EA	1	*	*	*	*	*	*	*	*	17	14
X1		LEVER VB11Z (66289)		EA	1									17	15
P F	5315-265-9197	PIN: SPEED CONTROL LEVER PC393-2 (66289)		EA	1	*	*	*	*	*	*	*	*	17	16
P F	2805-376-0418	PUMP ASSEMBLY, OIL K98 (66289)		EA	1	*	*	*	*	*	*	*	*	18	1
X1		CAP, OIL PUMP: PLUNGER ROD KF19A (66289)		EA	1									18	2
X1		SCREW, CAP, HEXAGON HEAD XD7 (66289)		EA	2									18	3
X1		LOCKWASHER: OIL PUMP MTG PE3 (66289)		EA	2									18	4
X1		BODY ASSEMBLY KA59BIS (66289)		EA	1									18	5
X1		BODY CA59B1 (66289)		EA	1									18	
X1		SEAT KF30 (66289)		EA	1									18	
X1		STRAINER, OIL PUMP RD107A (66289)		EA	1									18	6
X1		BALL, CHECK ME38A (66289)		EA	1									18	7
X1		RETAINER, CHECK BALL PK50A (66289)		EA	1									18	8
X1		SPRING, PLUNGER PM58E (66289)		EA	1									18	9
X1		PLUNGER ASSEMBLY KF14-51 (66289)		EA	1									18	10
X1		BALL ME38A (66289)		EA	1									18	
X1		PLUNGER KF14 (66289)		EA	1									18	

(1) SMR CODE	(2) FEDERAL STOCK NUMBER	(3) DESCRIPTION REF NUMBER & MFR CODE	(4) USABLE ON CODE	(5) UNIT OF MEAS	TM5-4930-228-24P						(8) 1-YR PER EQUIP CNTGY	(9) DEPOT ALW MAINT EQUIP	(10) ILLUS- TRATION FIG. ITEM NO. NO.			
					30-DAY DS MAINT ALLOWANCE			30-DAY GS MAINT ALLOWANCE					(A)	(B)	(C)	(A)
X1		PIN PA217 (66289)	EA	1											18	
X1		COVER: OIL PUMP BODY SA80 (66282)	EA	1											18	11
X1		PUSH ROD, OIL PUMP KF22 (66289)	EA	1											18	12
P F	5305-753-7077	SCREW, SELF-TAPPING, ROUNDHEAD XA64 (66289)	EA	2	*	*	*	*	*	*	*	*	*	*	18	13
P F		KIT REPAIR, BOWL LQ32 (78480)	EA	1	*	*	*	*	*	*	*	*	*	*	9	
		1-BOWL													9	22
		1-SCREEN													9	23
		1-GASKET													9	24
P O	2805-912-4316	SET, GASKET: ENGINE OVERHAUL Q2B (66289)	EA	1	*	*	*	*	*	*	*	*	*	*	11	
		1-GASKET													11	9
		1-GASKET													11	17
		1-GASKET													11	21
		1-GASKET													11	31
		1-GASKET													12	5
		2-GASKET													13	6
		5-GASKET													13	7
		1-GASKET													13	11
		1-GASKET													16	8
P O	2910-594-9067	SET, GASKET, CARBURETOR C181-296 (79960)	EA	1	*	*	*	*	*	*	*	*	*	*	11	
		1-GASKET													11	31
		1-GASKET													11	
		GROUP 09 - TANK ASSEMBLY, LIQUID STORAGE														
X20 R		TANK: 600 GALLON MILT0022238DME (81349)	EA	1											19	1
P O	5315-845-7787	PIN, COTTER: LIFTING EYE BOLT MS24665-289 (96906)	EA	4	*	*	*	*	*	*	*	*	*	*	19	2
P O	5310-763-8921	NUT, CASTELLATED, HEXAGON: LIFTING EYE MTG MS51967-23 (96906)	EA	4	*	*	*	*	*	*	*	*	*	*	19	3
P O	5310-809-8533	WASHER: LIFTING EYE MTG MS27183-23 (96906)	EA	4	*	*	*	*	*	*	*	*	*	*	19	4
P O	5305-820-1739	BOLT: LIFTING EYE MTG MS51105-464 (96906)	EA	4	*	*	*	*	*	*	*	*	*	*	19	5
X20		EYE, LIFTING 5-14-365-28-3 (97403)	EA	4											19	6
P O	5305-071-2066	BOLT: LIFTING EYE BRACKET MTG MS90728-109 (96906)	EA	16	*	*	*	*	*	*	*	*	*	*	19	7
P O	5310-809-5998	WASHER, PLAIN: LIFTING EYE BRACKET MTG MS27183-18 (96906)	EA	16	*	*	*	*	*	*	*	*	*	*	19	8
X20		BRACKET, LIFTING EYE 5-14-365-28-2 (97403)	EA	4											19	9

TMS-4930-228-24P													
(1)	(2)	(3)	(4)	(5)	(6)	(7)			(8)	(9)	(10)		
SMR	FEDERAL	DESCRIPTION			30-DAY DS MAINT	30-DAY GS MAINT			1-YR	DEPOT	ILLUS-		
CODE	STOCK				ALLOWANCE	ALLOWANCE	ALLOWANCE	ALLOWANCE	ALW	MAINT	TRATION		
	NUMBER	REF NUMBER & MFR CODE	USABLE	UNIT	QTY	(A)	(B)	(C)	(A)	(B)	(C)	PER	PER
			ON	OF	INC							100	100
			CODE	MEAS	IN	1-20	21-50	51-100	1-20	21-50	51-100	EQUIP	EQUIP
					UNIT							CNTGY	FIG. ITEM
													NO. NO.
P O	5305-809-9385	SETSCREW: COLLAR MTG MS5021-60 (96906)	EA	1	*	*	*	*	*	*	*	*	19 10
P O	5315-200-3183	PIN, SPRING: KEY MTG MS16562-240 (96906)	EA	1	*	*	*	*	*	*	*	*	19 11
X20		KEY 5-14-365-25-1 (97403)	EA	1									19 12
X20		COLLAR 5-14-365-25-3 (97403)	EA	1									19 13
X20		ROD ASSEMBLY: DRAIN VALVE 5-14-365-25-2-4 (97403)	EA	1									19 14
X20		SUPPORT, ROD OPERATING: DRAIN VALVE 5-14-364-27 (97403)	EA	1									19 15
P O	5330-733-2208	O RING: DRAIN VALVE ROD SUPPORT MS29513-112 (96906)	EA	1	*	*	*	*	*	*	*	*	19 16
P20	4820-777-6925	VALVE, DRAIN, MODIFIED 5-14-364-54 (97403)	EA	1	*	*	*	*	*	*	*	*	19 17
P O		SCREW: BASE TO RETAINER 1/4-20 THD SIZE, 3/4 IN. LG 5-14-365-54-7 (97403)	EA	3	*	*	*	*	*	*	*	*	19 18
P O		PIN, SPRING: STEM MS16562-256 (96906)	EA	1	*	*	*	*	*	*	*	*	19 19
X1		RETAINER, STEM 5-14-365-54-3 (97403)	EA	1									19 20
P O	5305-050-9229	SCREW, MACHINE: STEM MTG MS51957-63 (96906)	EA	1	*	*	*	*	*	*	*	*	19 21
P O	4820-781-4768	WASHER: 45 DEG BEVEL 5-14-365-54-5 (97403)	EA	1	*	*	*	*	*	*	*	*	19 22
X1		STEM, VALVE 5-14-365-54-2 (97403)	EA	1									19 23
P O	5330-063-9787	GASKET: BASE MTG 5-14-365-55 (97403)	EA	1	*	*	*	*	*	*	*	*	19 24
X1		BASE, VALVE 5-14-365-54-1 (97403)	EA	1									19 25
P20		ELBOW, ADAPTER, DRAIN HOSE: 1/2 IN. NPT, 3/4 IN. HOSE, 90 DEG 5-14-364-69 (97403)	EA	1	*	*	*	*	*	*	*	*	19 26
P O	5315-753-3895	PIN, SPRING: CAM LEVER MS16562-256 (96906)	EA	1	*	*	*	*	*	*	*	*	19 27
X20		LEVER, CAM 5-14-365-52-1 (97403)	EA	1									19 28
X20		ROD, LOWER OPERATING 5-14-364-60 (97403)	EA	1									19 29
P O	5310-897-6082	NUT, JAM: UPPER OPERATING ROD MS35691-36 (96906)	EA	1	*	*	*	*	*	*	*	*	19 31
X20		ROD, UPPER OPERATING 5-14-364-64 (97403)	EA	1									19 32
P O	5330-733-2208	PACKING, PREFORMED: TOP CONTROL ROD SUPPORT MS39513-112 (96906)	EA	1	*	*	*	*	*	*	*	*	19 33
X20		SUPPORT, CAM LEVER ROD 5-14-365-65 (97403)	EA	1									19 34
P O	5310-225-6993	NUT, SELF-LOCKING: VALVE MTG MS51922-33 (96906)	EA	6	*	*	*	*	*	*	*	*	19 35

(1) SMR CODE	(2) FEDERAL STOCK NUMBER	(3) DESCRIPTION REF NUMBER & MFR CODE	(4) USABLE ON CODE	(5) UNIT OF MEAS	TM5-4930-228-24P									(10) ILLUS- TRATION (A) (B)
					(6) 30-DAY DS MAINT ALLOWANCE (A) (B) (C)			(7) 30-DAY GS MAINT ALLOWANCE (A) (B) (C)			(8) 1-YR ALW PER EQUIP CNTGY	(9) DEPOT MAINT ALW PER EQUIP		
P O	5310-584-5272	LOCKWASHER: VALVE MTG MS35335-48 (96906)	EA	6	*	*	*	*	*	*	*	*	19	36
X20		BACKUP RING ASSEMBLY 5-14-364-19 (97403)	EA	1									19	37
P O	5330-063-2506	GASKET: VALVE MTG 5-14-365-9 (97403)	EA	2	*	*	*	*	*	*	*	*	19	38
P20	5430-794-6958	VALVE ASSEMBLY, EMERGENCY 380AM (79515)	EA	1	*	*	*	*	*	*	*	*	19	39
X1		SCREEN A575 (79515)	EA	1									19	40
X1		NUT, EYE A609 (79515)	EA	1									19	41
X20		SETSCREW P432 (79515)	EA	4									19	42
X1		BONNET P402A (79515)	EA	1									19	43
X1		SPRING, PLUNGER P414 (79515)	EA	1									19	44
X1		PLUNGER STEM P425A (79515)	EA	1									19	45
X1		RETAINER P404 (79515)	EA	1									19	46
X1		PLUNGER DISC P431 (79515)	EA	1									19	47
X1		NUT, PLUNGER DISC P403 (79515)	EA	1									19	48
X1		BODY, VALVE P4012E (79515)	EA	1									19	49
X20		CAP. DUST MS37028-11 (96906)	EA	1									19	50
P O	5330-612-2414	GASKET, CAP MS2703-6 (96906)	EA	1	*	*	*	*	*	*	*	*	19	51
X20		CHAIN W/RING 110-6 (17807)	EA	1									19	52
P O	5310-269-4040	NUT, SELF-LOCKING: TIE DOWN ASSEMBLY MS51922-49 (96906)	EA	4	*	*	*	*	*	*	*	*	19	53
P O	5310-820-6653	LOCKWASHER: TIE DOWN ASSEMBLY MS35338-50 (96906)	EA	4	*	*	*	*	*	*	*	*	19	54
X20		LOOP, DRAG 5-14-365-16 (97403)	EA	4									19	55
X20		CLIP HOLD-DOWN ASSEMBLY 5-14-364-36 (97403)	EA	4									19	56
P F	5310-891-1734	NUT, PLAIN, HEXAGON: RH MS35691-34 (96906)	EA	1	*	*	*	*	*	*	*	*	19	57
X1		BOLT, CLIP CHAIN ASSEMBLY 5-14-365-36-347 (97403)	EA	1									19	
P F	5310-088-8513	NUT, PLAIN, HEXAGON: LH MS27952-7 (96906)	EA	1	*	*	*	*	*	*	*	*	19	58
P F		BOLT, EYE: LN MS29750-7 (96906)	EA	1	*	*	*	*	*	*	*	*	19	
X1		BODY, TURNBUCKLE MS27954-4 (96906)	EA	1									19	59
P O	8110-132-9640	DRUM PLUG PPPP420TYPEICLASSA (81348)	EA	1	*	*	*	*	*	*	*	*	19	60

(1)	(2)	(3)	(4)	(5)	TM5-4930-228-24P			(7)	(8)	(9)	(10)				
					30-DAY DS MAINT ALLOWANCE	30-DAY GS MAINT ALLOWANCE	1-YR ALW				DEPOT MAINT	ILLUS-TRATION			
SMR CODE	FEDERAL STOCK NUMBER	DESCRIPTION	USABLE ON CODE	UNIT OF MEAS	QTY INC IN UNIT	(A)	(B)	(C)	(A)	(B)	(C)	PER EQUIP	ALW PER EQUIP	FIG. NO.	ITEM NO.
X1		TANK WELDMENT 1616-36408 (14555)		EA	1									19	61
P2F		HOSE, TANK DRAIN, FRONT: 3/4 IN. ID, 10 FT LG 5-14-364-70 (97403)		EA	1	*	*	*	*	*	*	*	*	19	62
P2F	4720-922-0046	HOSE, TANK, DRAIN, REAR: 3/4 IN. ID, 5 FT LG 5-14-364-67 (97403)		EA	1	*	*	*	*	*	*	*	*	19	62
X1		CLAMP, HOSE, ADJUSTABLE: 3/4 IN. ID 5-14-364-68 (97403)		EA	2									19	63
X20		EYE, NUT: 1/2-13, UNC-2B 5-14-364-62 (97403)		EA	1									19	
P20	5430-794-6946	MANHOLE COVER ASSEMBLY FX1097SA (12718)		EA	1	*	*	*	*	*	*	*	*	19	64
X1		PIN, COTTER 887-23D (12718)		EA	6									20	1
P O	5310-732-6278	NUT, WING, SPECIAL 887-23C (12718)		EA	6	*	*	*	*	*	*	*	*	20	2
X1		LOCKWASHER: MANHOLE COVER MTG 887-23E (12718)		EA	6									20	3
X1		LUG CLAMP 887-23B (12718)		EA	6									20	4
X1		BOLT, HOOK: MANHOLE COVER RETAINING 887-23A (12718)		EA	6									20	5
X1		COVER, MANHOLE 1097SA1 (12718)		EA	1									20	6
X20		HINGE, BOLTS, W/NUTS: HINGE MTG, 5/16-18 THD SIZE, 3 1/2 IN. LG 1097-8 (12718)		EA	2									20	7
X1		CLOSING CAM 1097A4 (12718)		EA	1									20	8
X20		HINGE ADJUSTABLE ASSEMBLY 1097-5 (12718)		EA	1									20	9
X1		HINGE: MANHOLE COVER MTG 1097A3 (12718)		EA	1									20	10
P O	2510-732-6270	GASKET, COVER 887-22 (12718)		EA	1	*	*	*	*	*	*	*	*	20	11
X1		RING, LOCK 997R6 (12718)		EA	1									20	12
P O	5310-692-9744	WASHER, SPRING 887-7 (12718)		EA	1	*	*	*	*	*	*	*	*	20	13
P O	5340-345-4838	PLUG, FUSABLE FX887-11 (12718)		EA	1	*	*	*	*	*	*	*	*	20	14
X20		COVER, MANHOLE FX997A2 (12718)		EA	1									20	15
X20		TRIPLEX VENT: MANHOLE COVER T37 (12718)		EA	1									20	16
P O	5430-794-6947	GASKET, COVER FX997-12 (12718)		EA	1	*	*	*	*	*	*	*	*	20	17
X1		DECAL SET 1616-36400 (14555)		EA	1									19	
		1-CLOSE												19	
		2-US ARMY												19	
		2-CAUTION												19	
		2-TURNBUCKLE												19	
		1-DRAIN												19	
		1-HAND												19	
		1-OPEN												19	

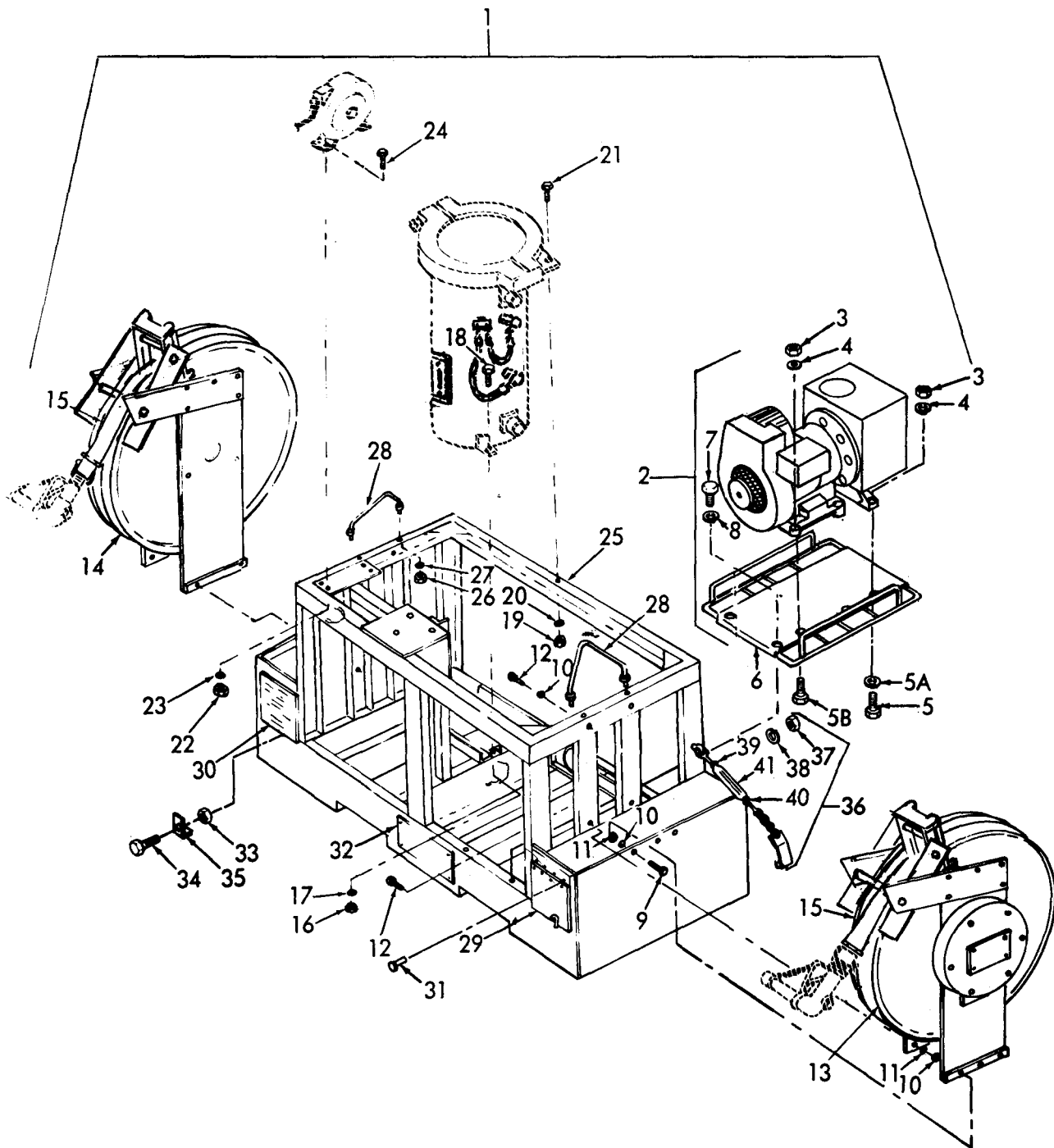


Figure I. Pumping Component

ME 4930-228-24P/1

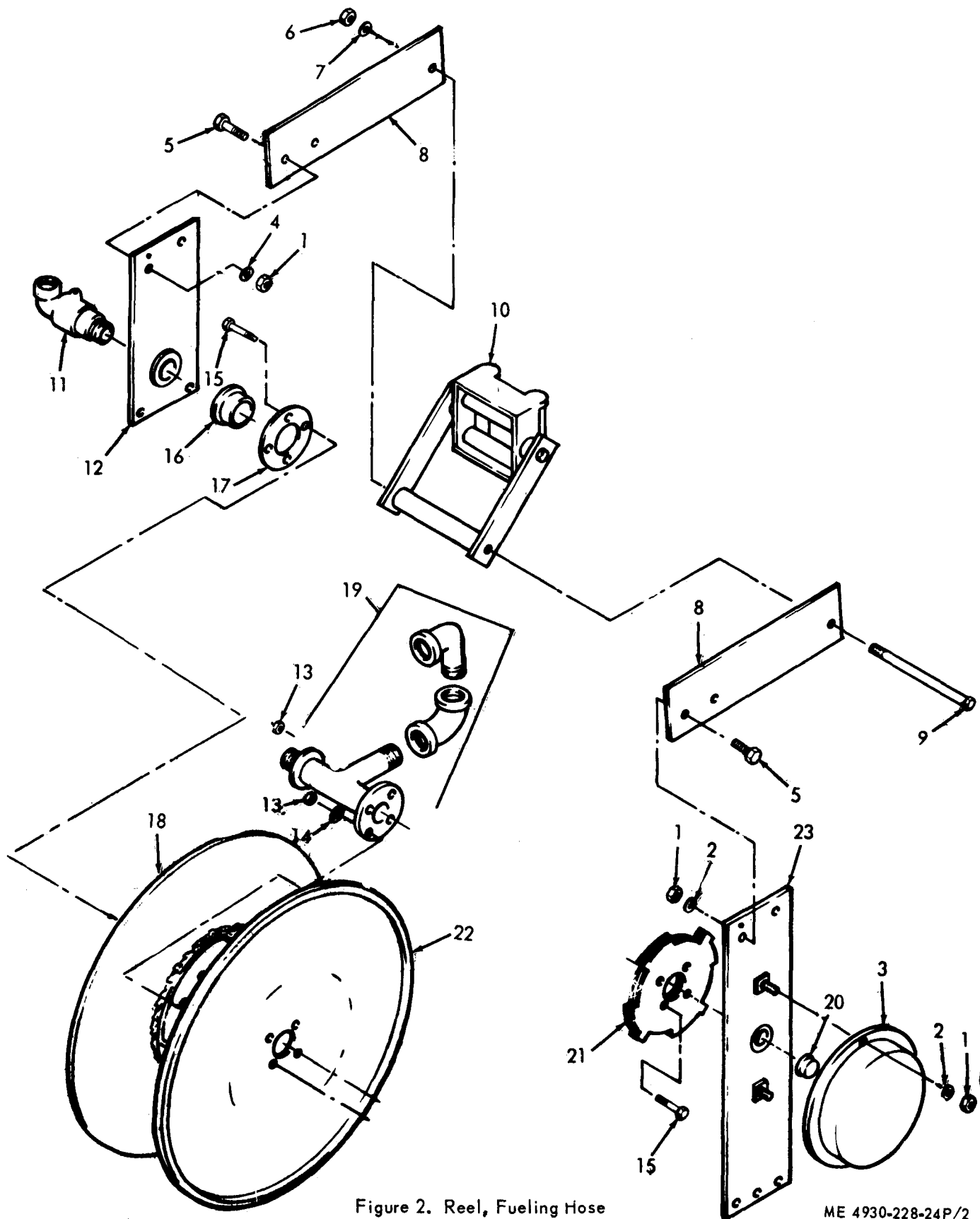
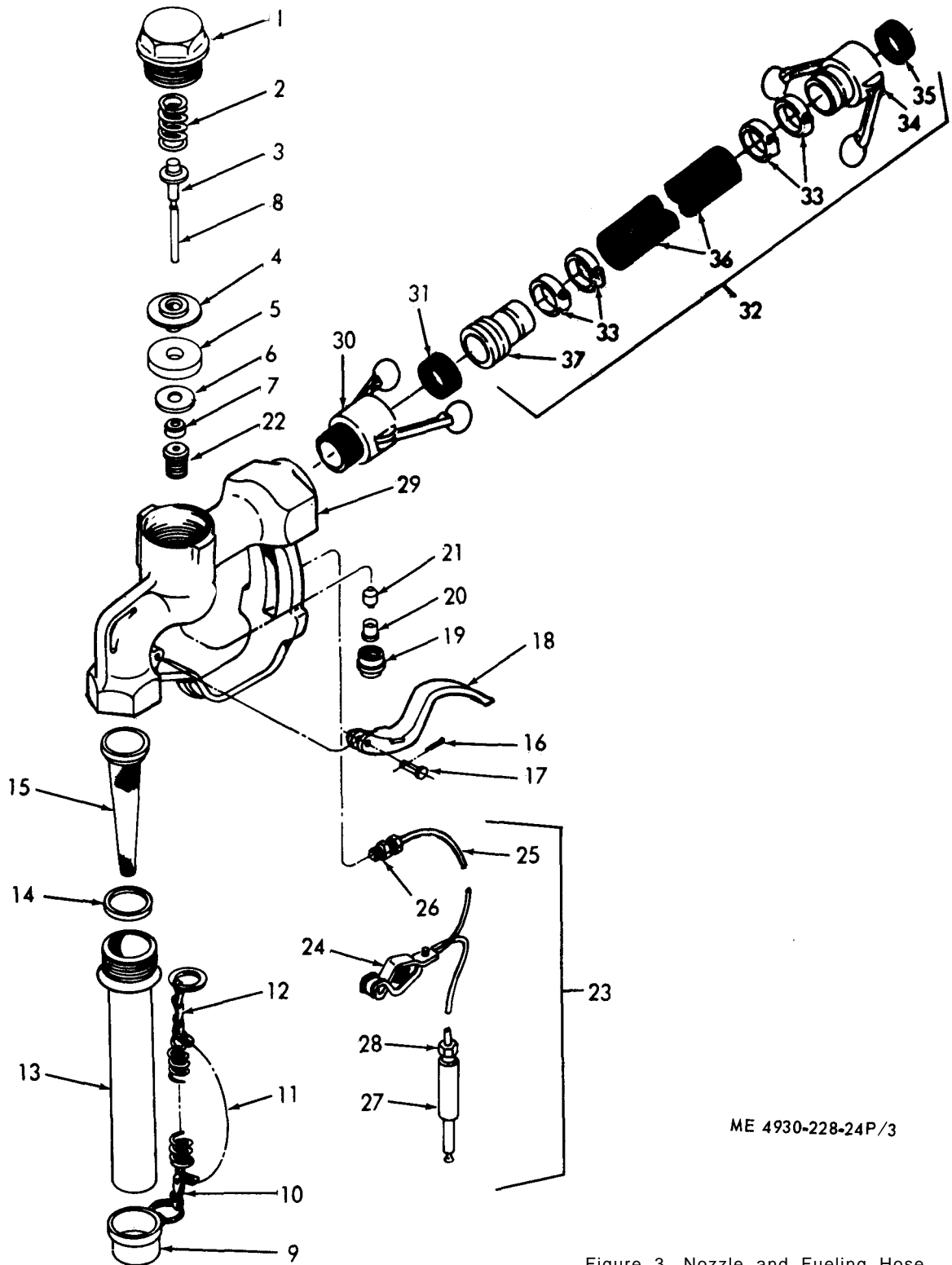


Figure 2. Reel, Fueling Hose

ME 4930-228-24P/2



ME 4930-228-24P/3

Figure 3. Nozzle and Fueling Hose

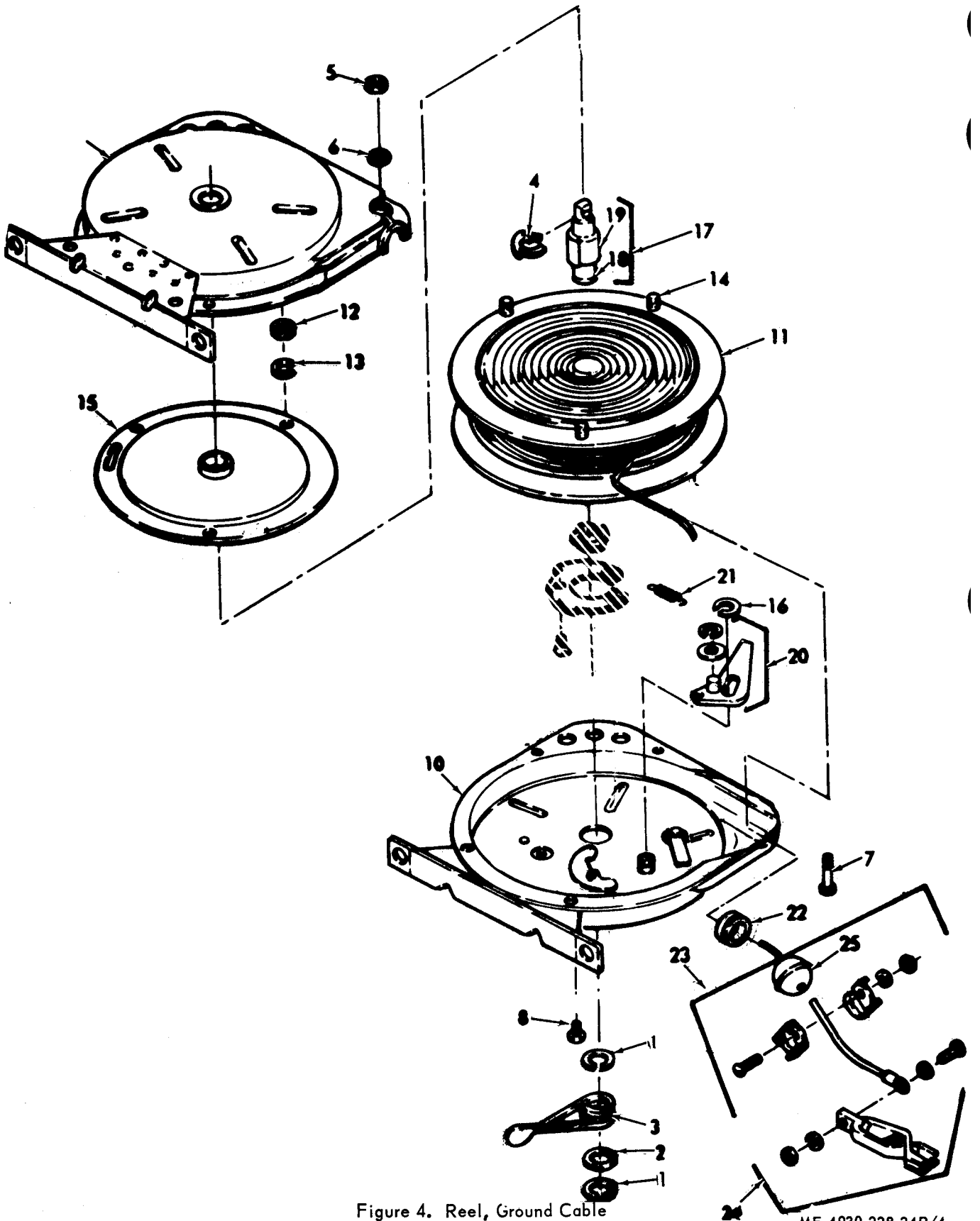


Figure 4. Reel, Ground Cable

ME 4930-228-24P/4

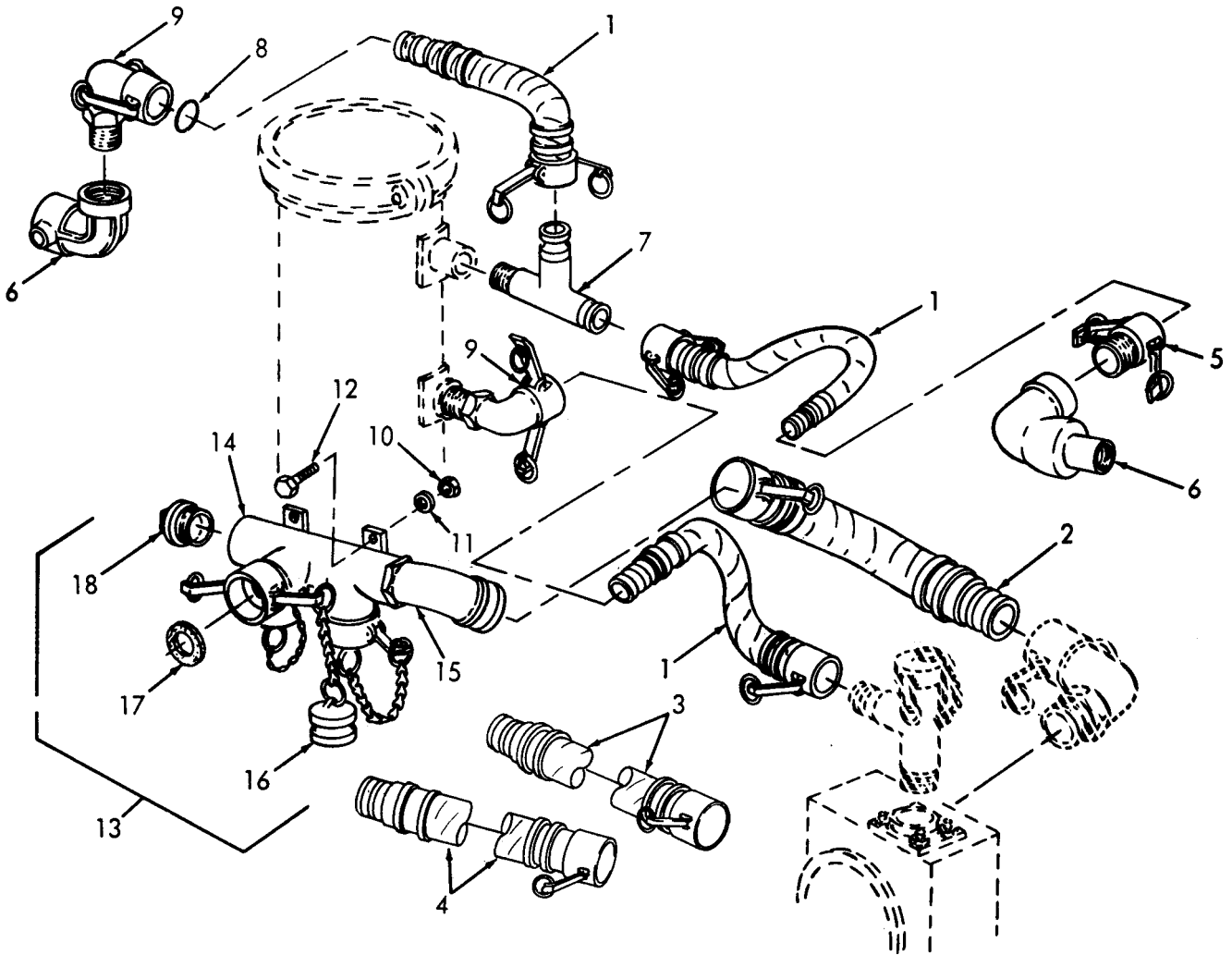
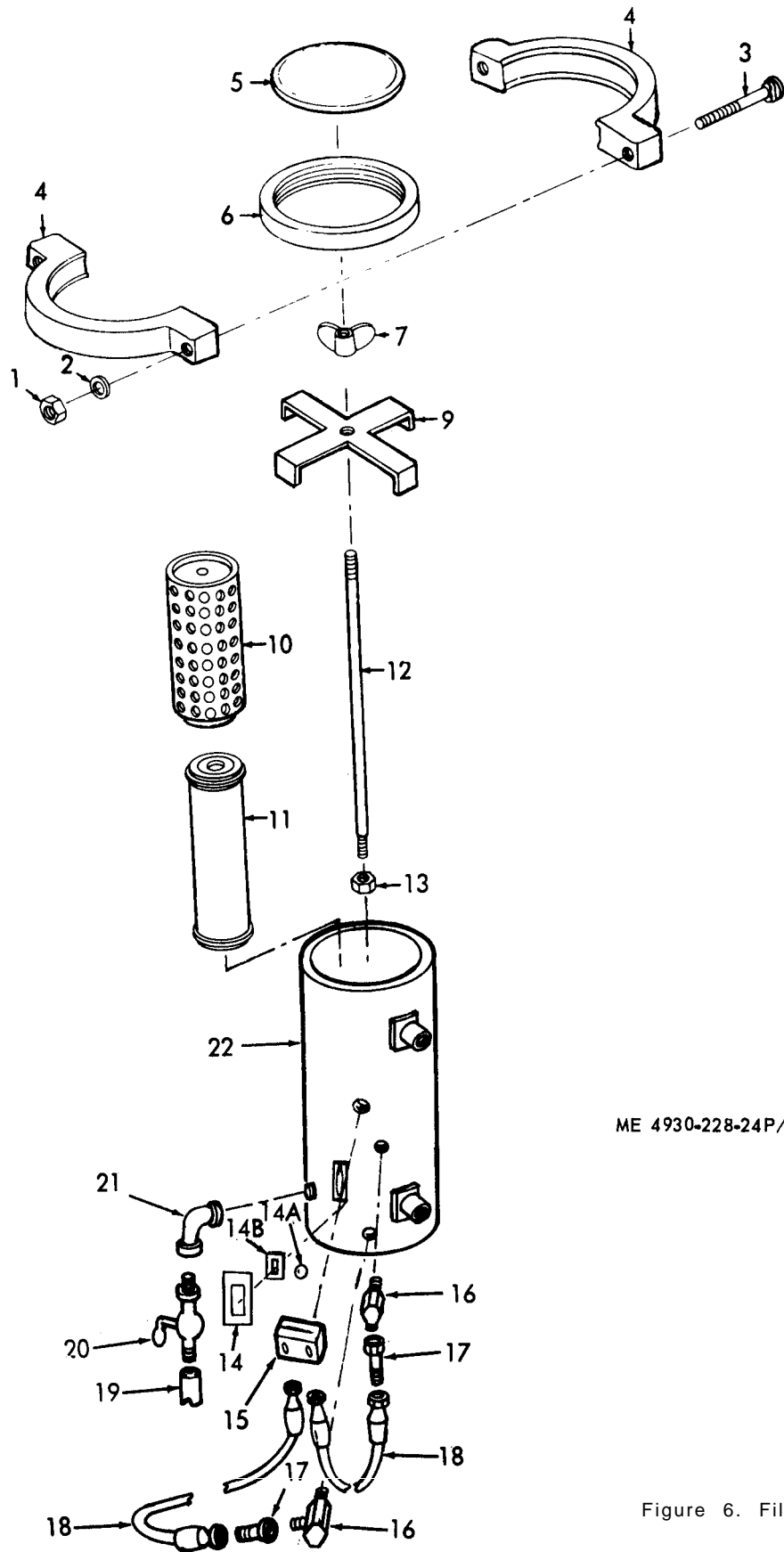


Figure 5. Manifold, Hose and Fittings

ME 4930-228-24P/5



ME 4930-228-24P/6

Figure 6. Filter/Separator

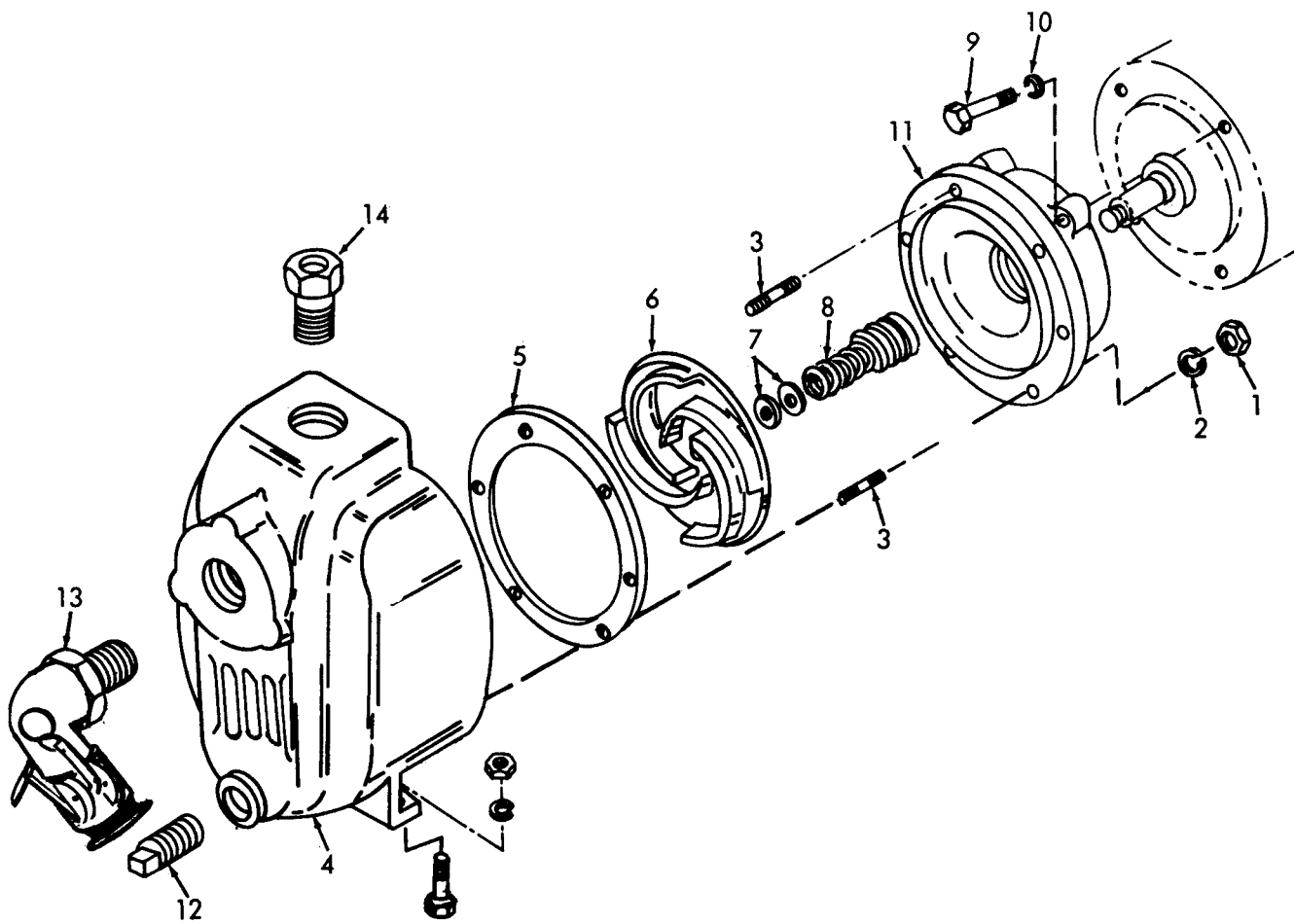
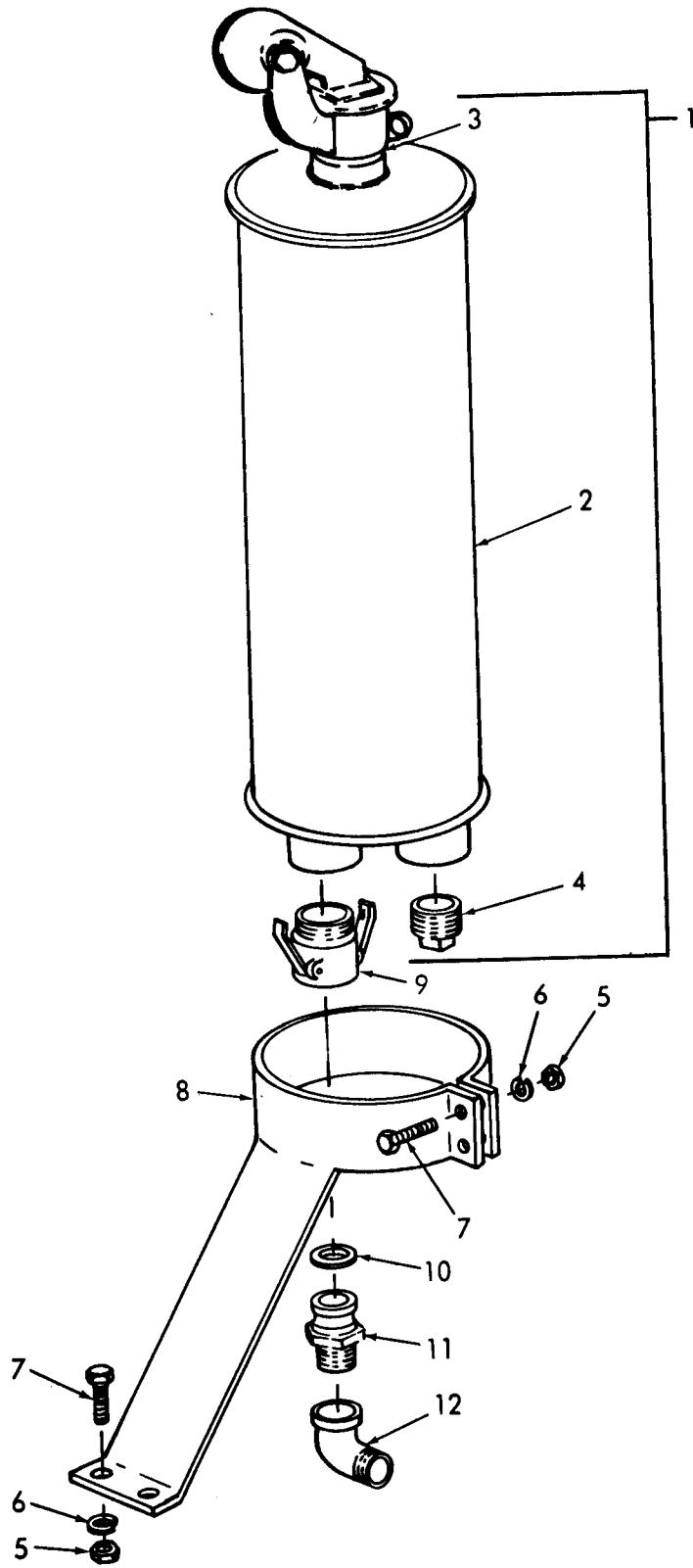


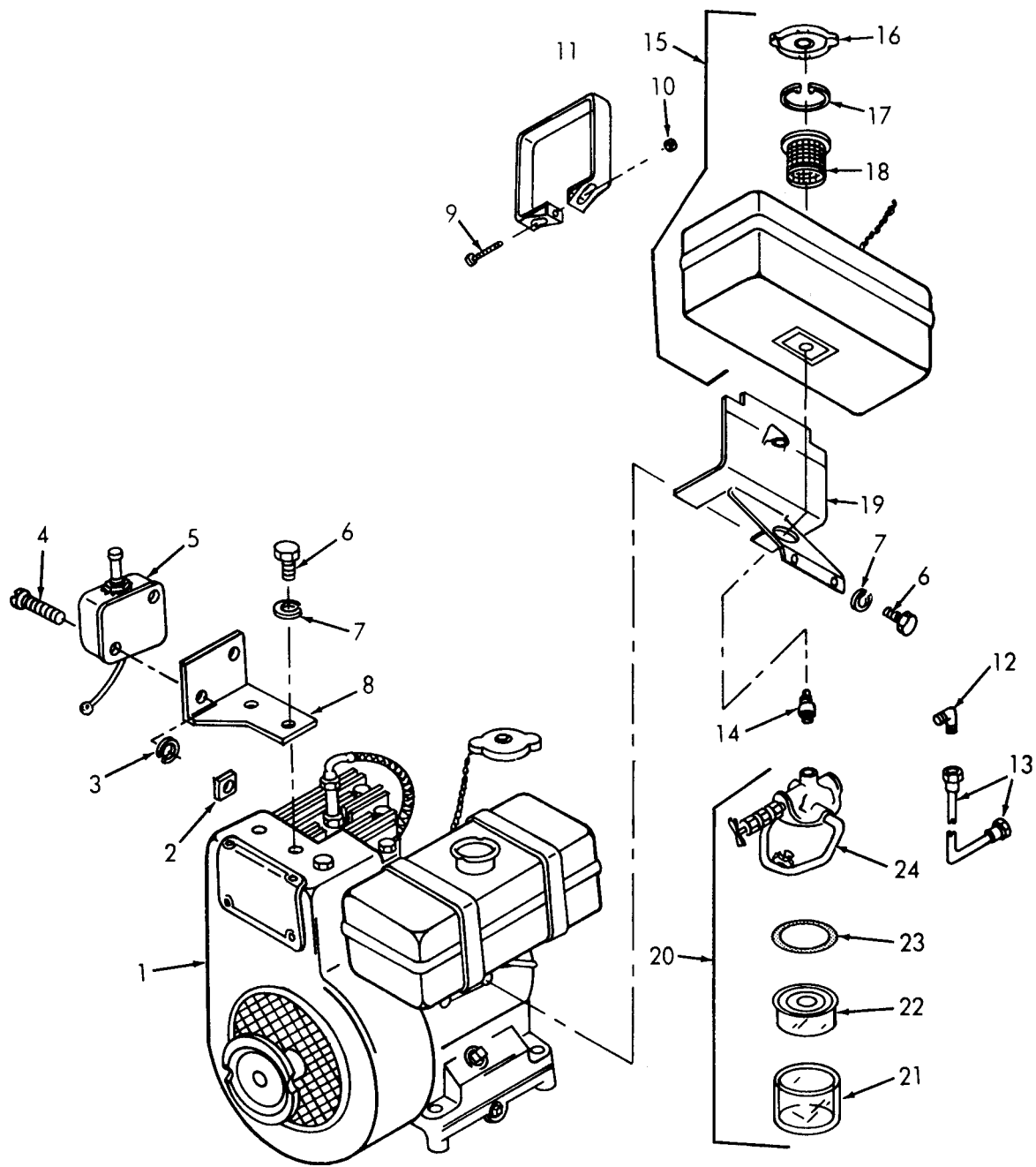
Figure 7. Pump and Intermediate Coupling

ME 4930-228-24P/7



ME 4930-228-24P/8

Figure 8. Muffler and Attaching Hardware



ME 4930-228-24P/9

Figure 9. Engine and Fuel Tank

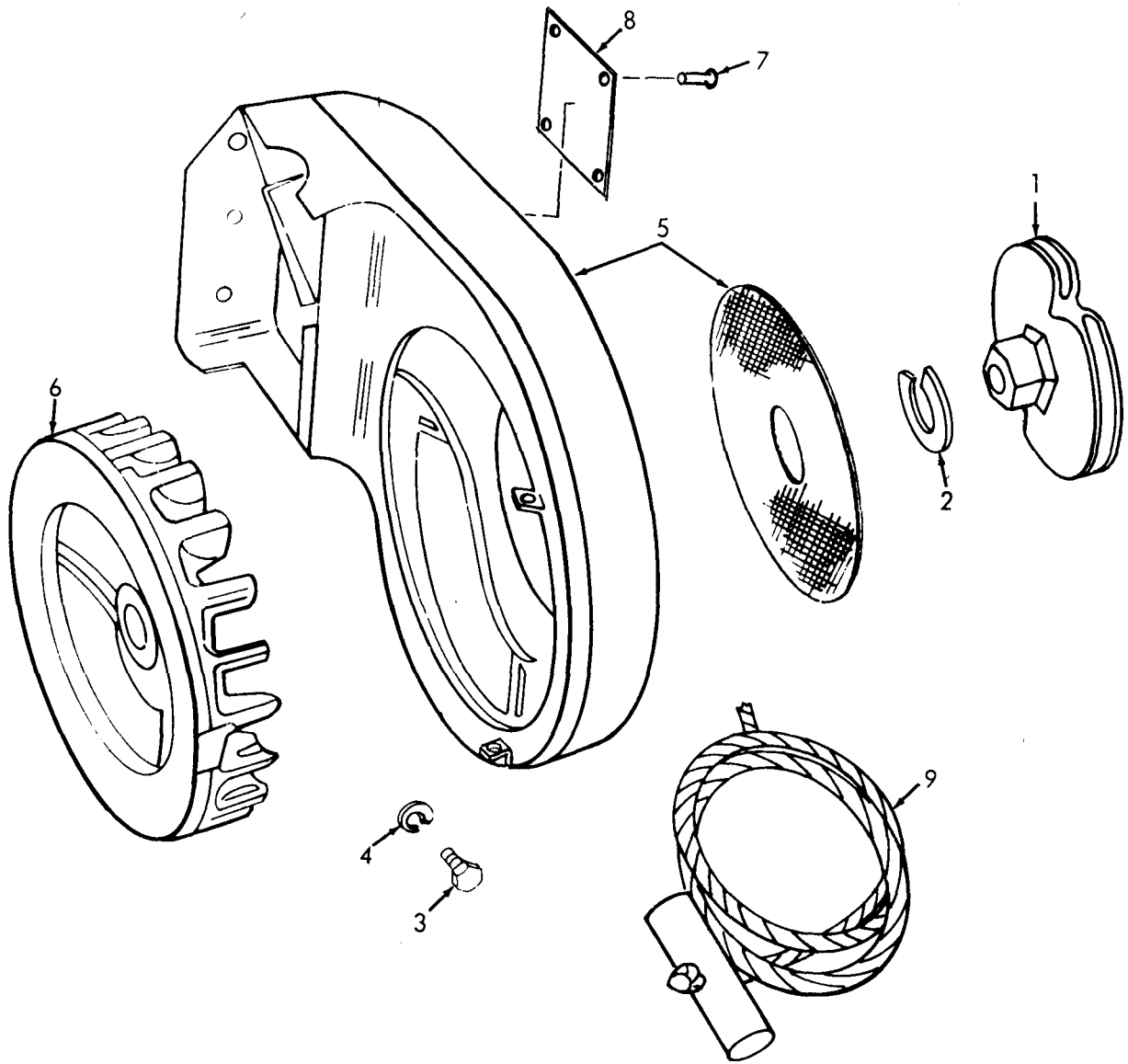
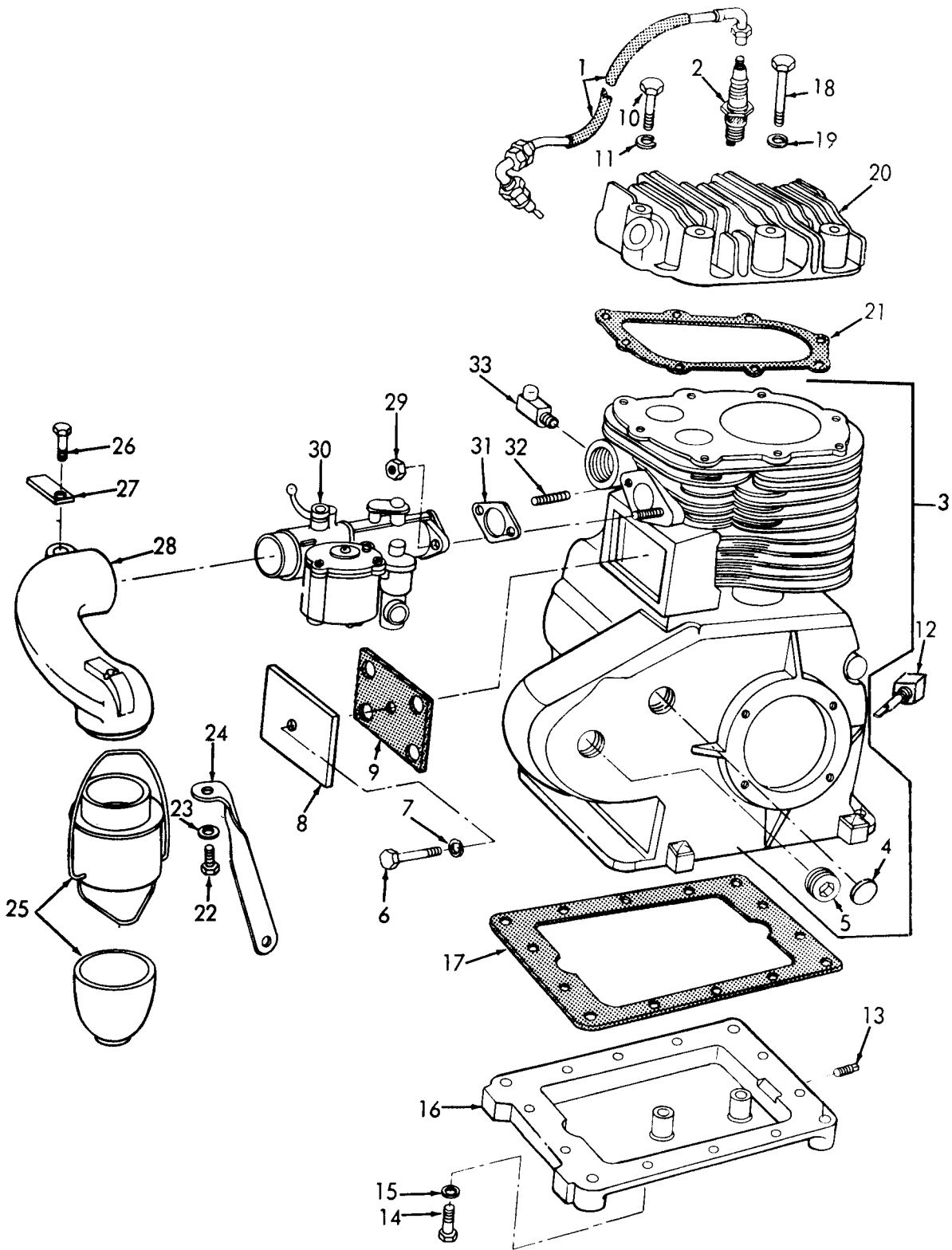


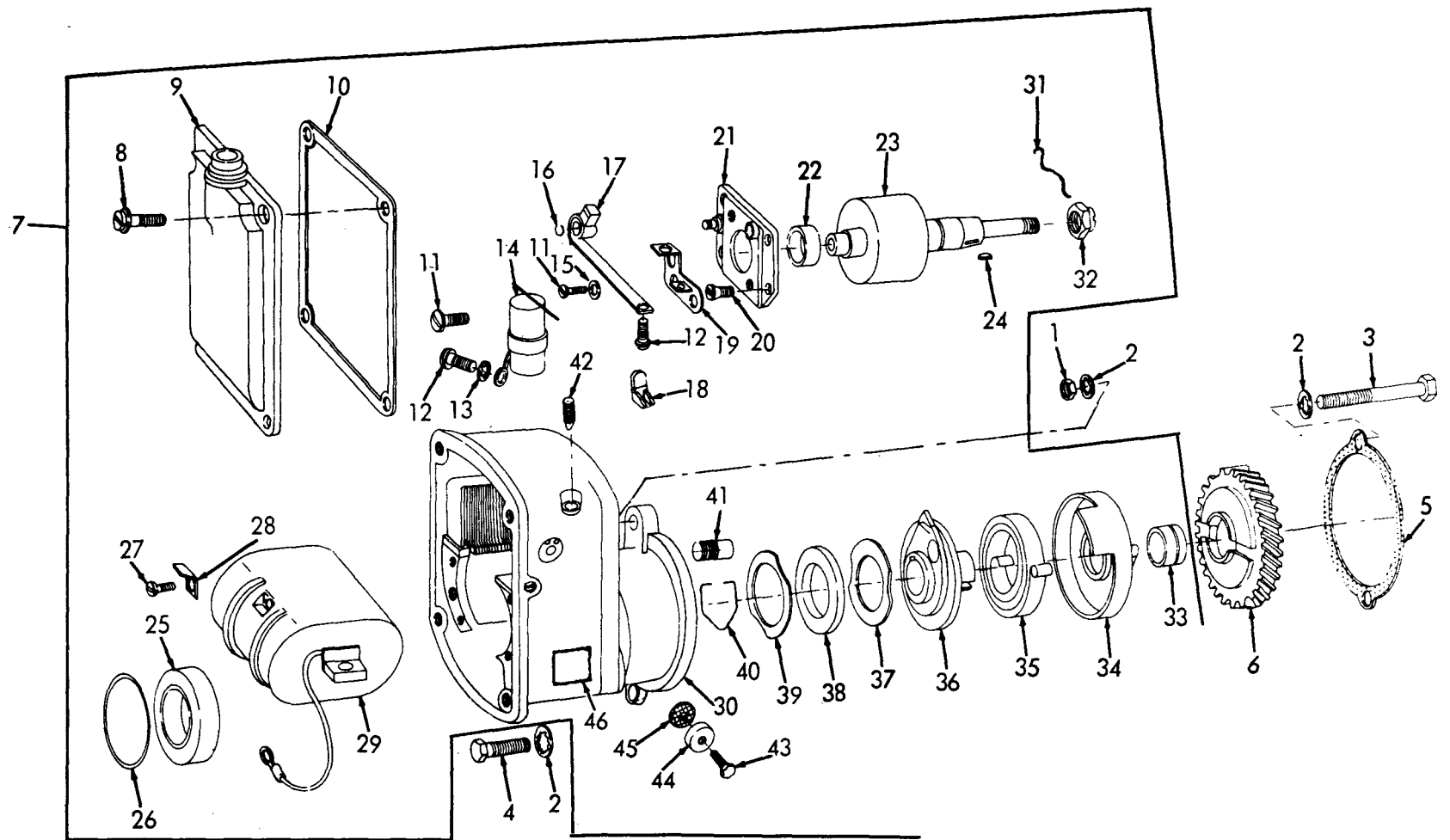
Figure 10. Flywheel, Shroud, Starting Rope and Sheave

ME 4930-228-24P/10



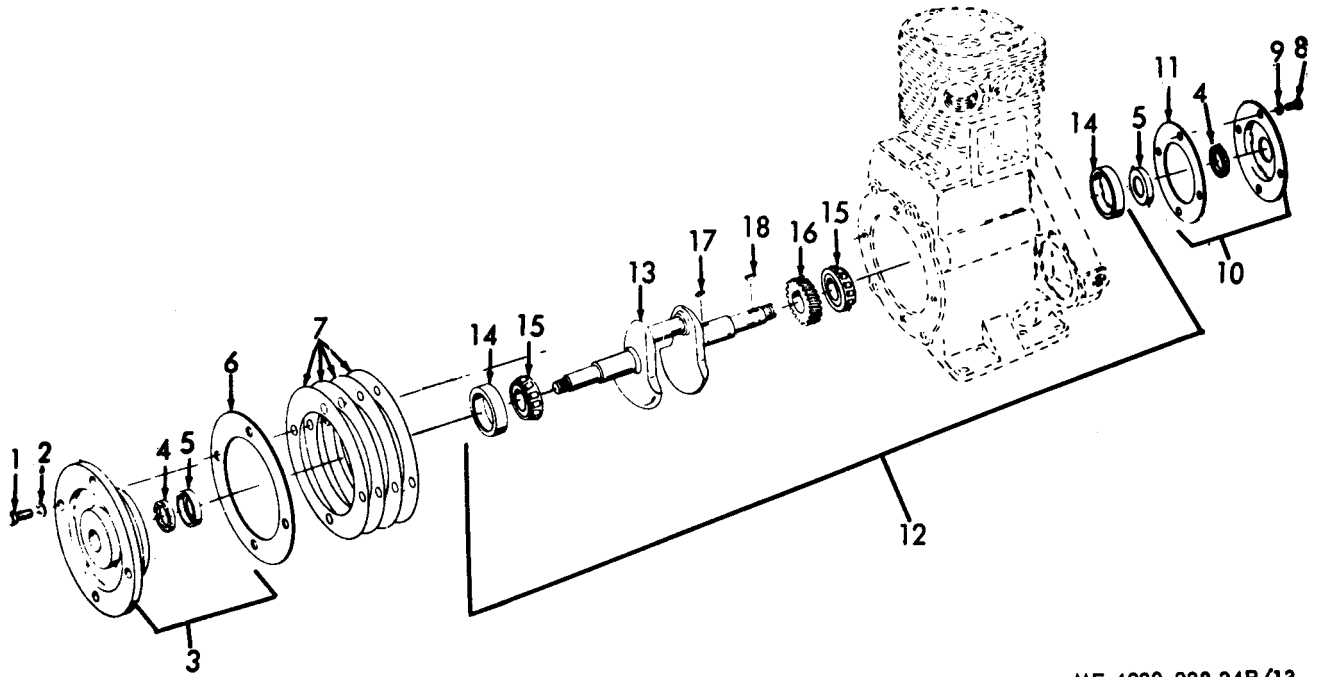
ME 4930-228-24P/11

Figure 11. Cylinder, Block, Head, Carburetor and Air Cleaner



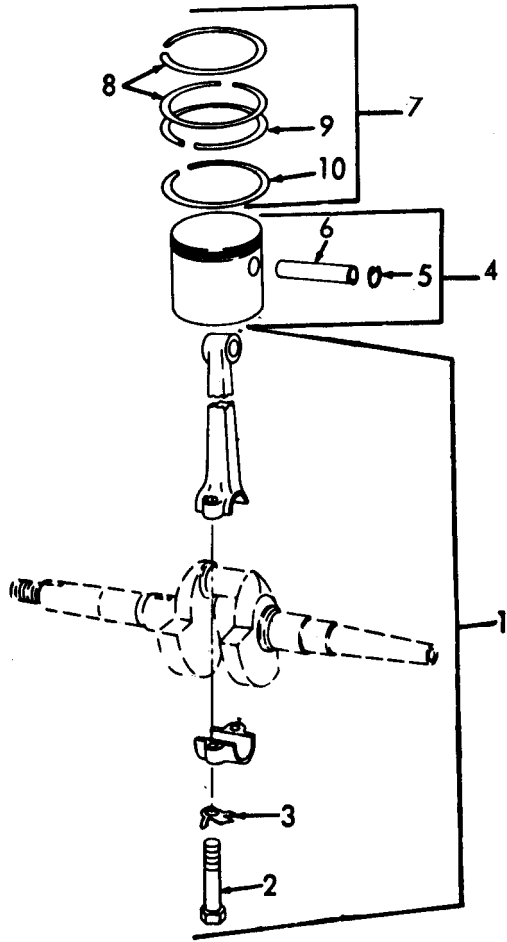
ME 4930-228-24P/12

Figure 12. Magneto



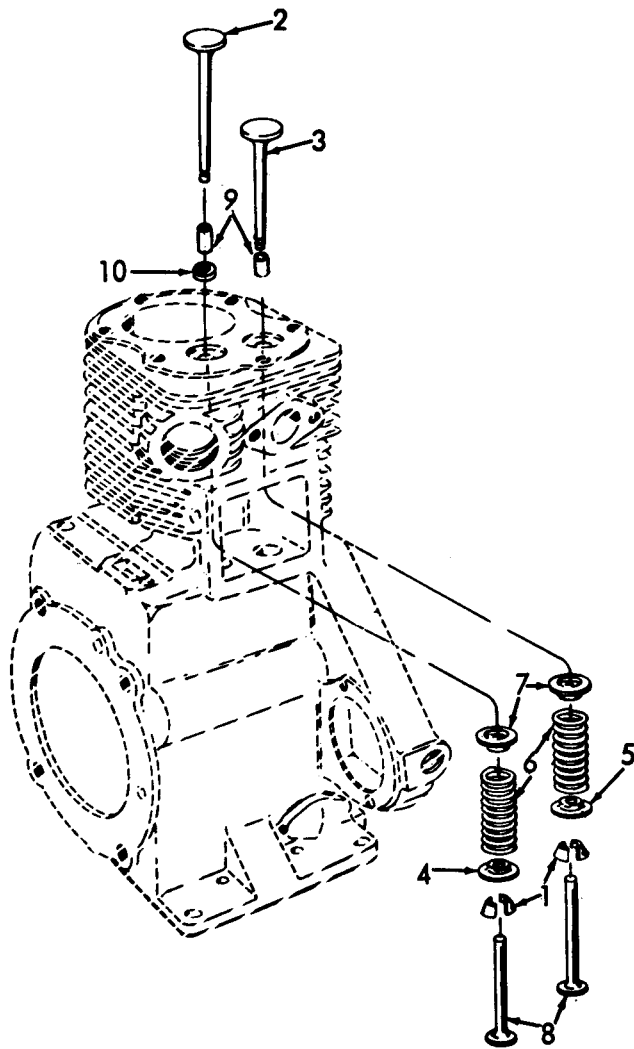
ME 4930-228-24P/13

Figure 13. Crankshaft



ME 4930-228-24P/14

Figure 14. Piston and Connecting Rod



ME 4930-228-24P/15

Figure 15. Valves

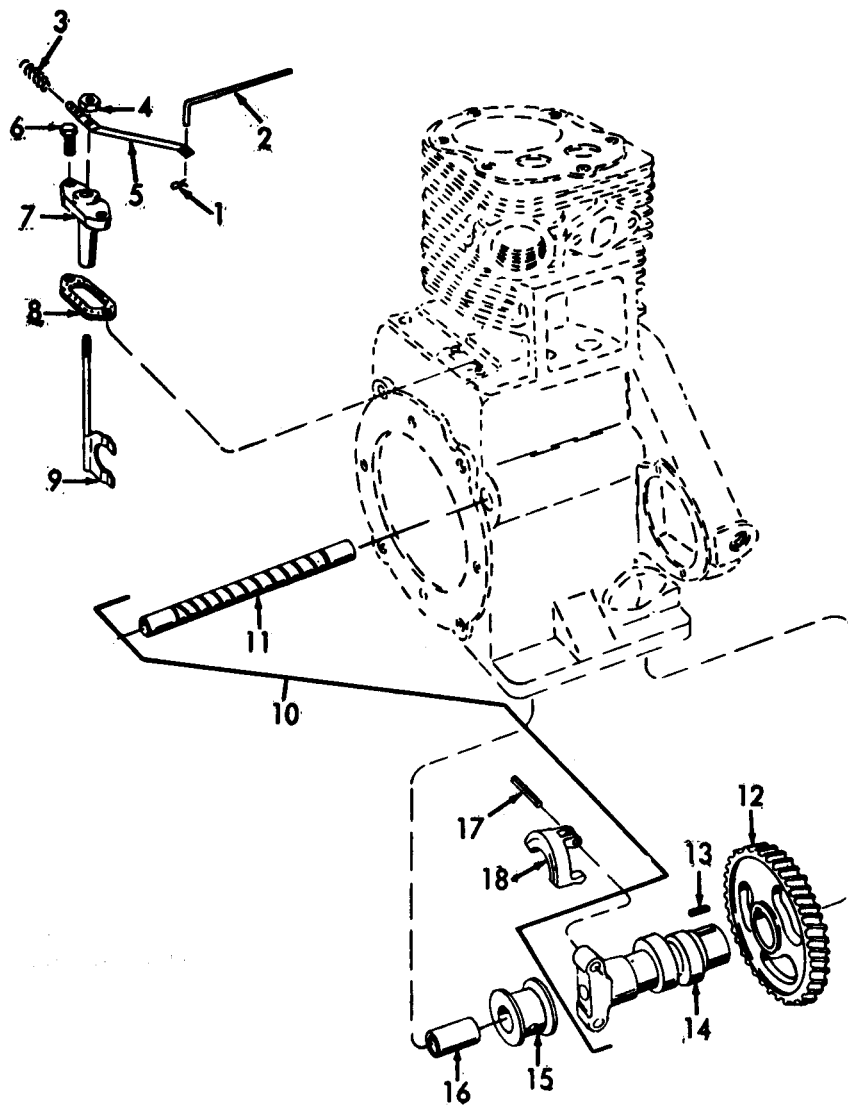
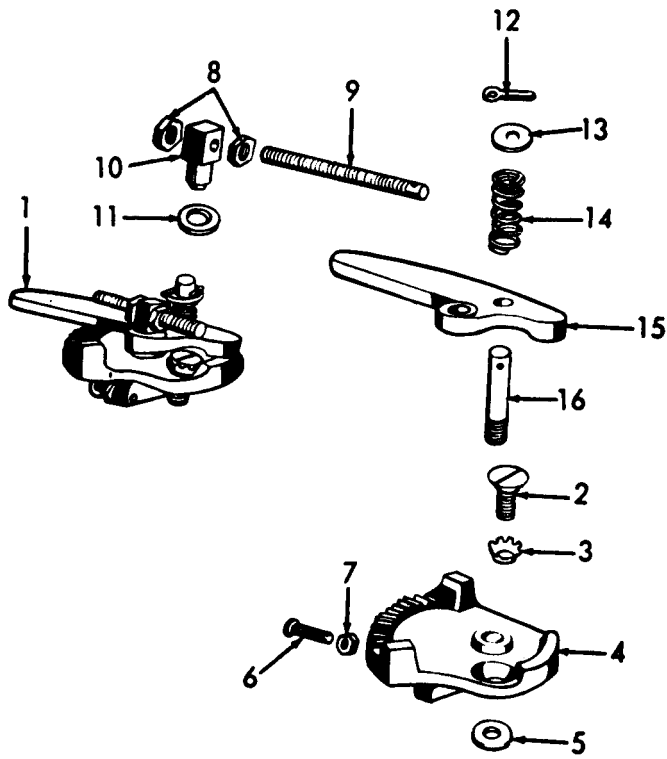


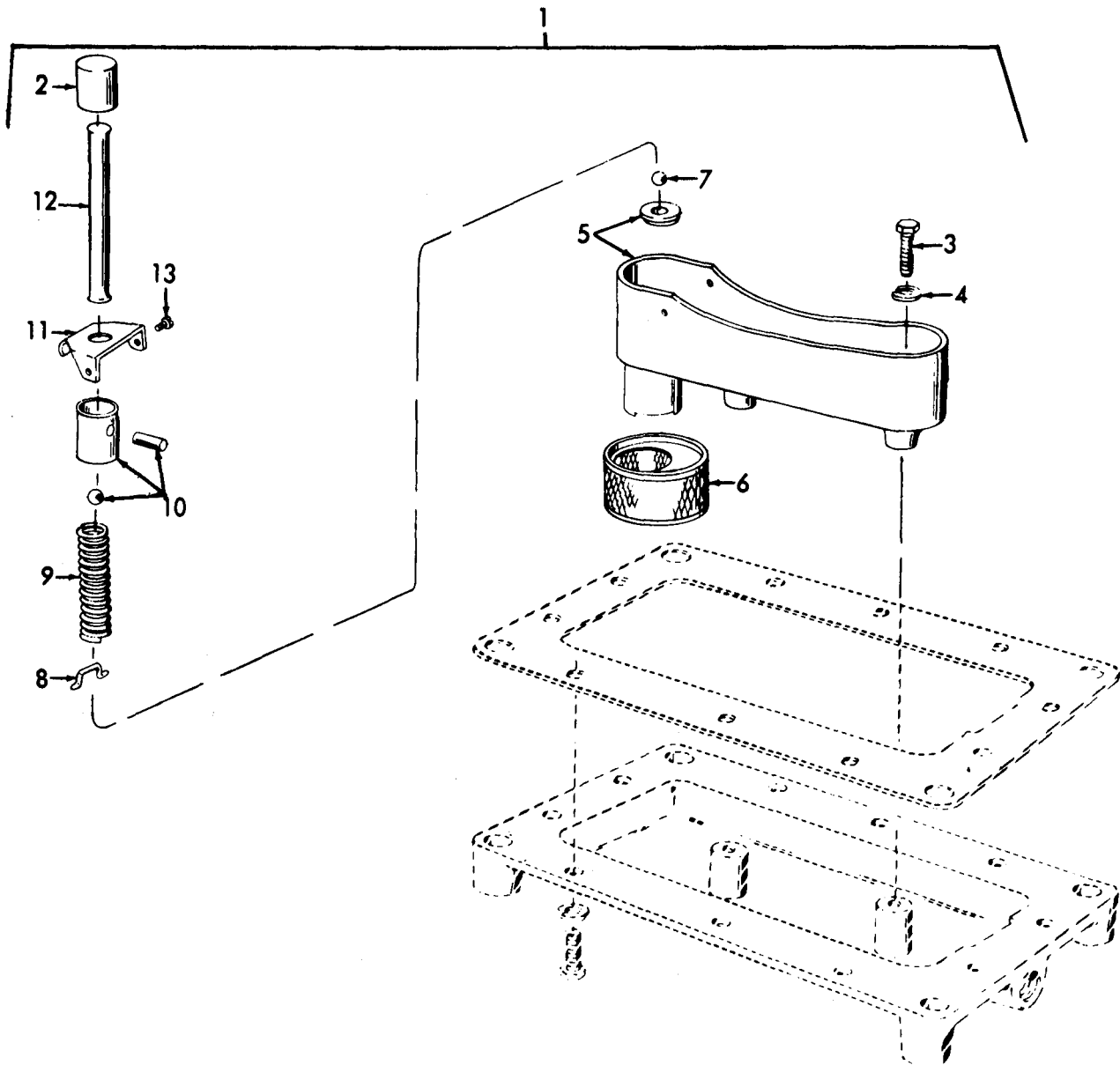
Figure 16. Governor and Camshaft

ME 4930-228-24P/16



ME 4930-228-24P/17

Figure 17. Governor Control



ME 4930-228-24P/18

Figure 18. Oil Pump

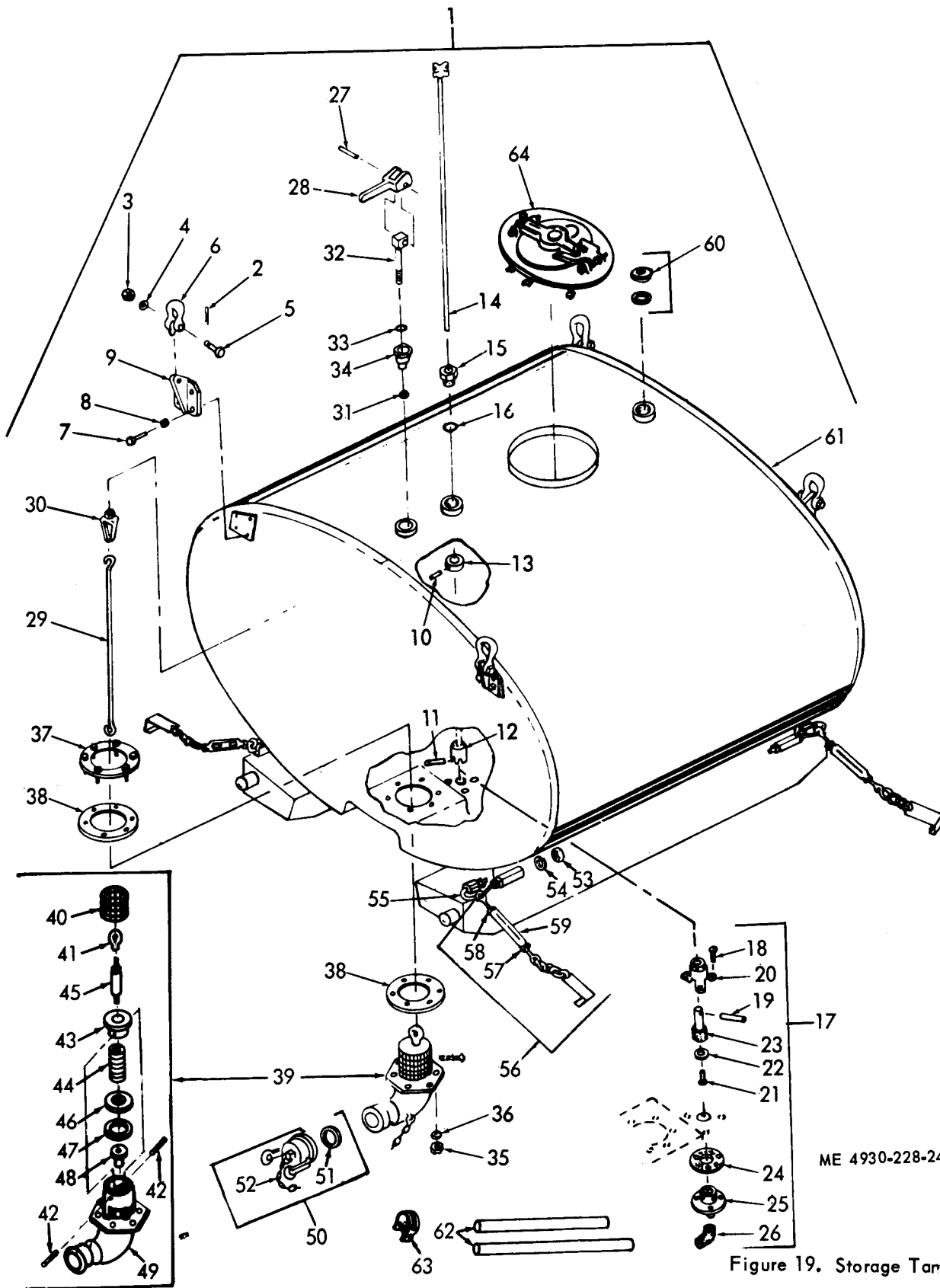
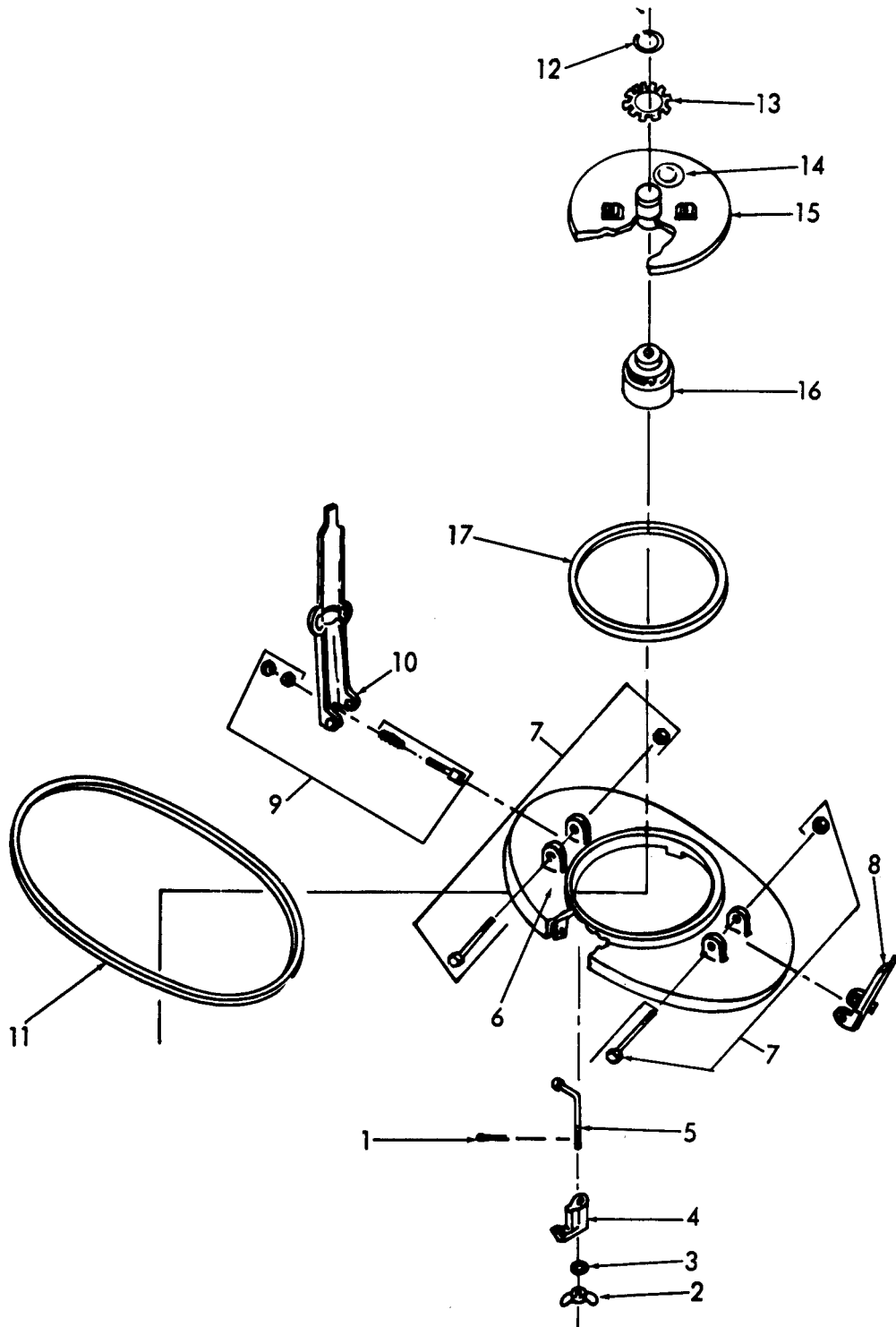


Figure 19. Storage Tank



ME 4930-228-24P/20

Figure 20. Manhole Cover

SECTION VI. INDEX - FEDERAL STOCK NUMBER AND REFERENCE NUMBER
 CROSS-REFERENCE TO FIGURE AND ITEM NUMBER

STOCK NUMBER	FIGURE NO.	ITEM NO.	STOCK NUMBER	FIGURE NO.	ITEM NO.
2510-732-6270	20	11	4930-434-4357	1	13
2805-143-6657	15	5		2	
2805-249-9903	13	16	4930-434-4358	1	14
2805-270-3429	15	3		2	
2805-277-2918	15	1	4930-902-4642	3	
2805-301-2940	15	4	4930-904-1383	3	
2805-358-2303	13	12	5305-019-3497	2	9
2805-376-0395	10	6	5305-042-0447	12	27
2805-376-0418	18	1	5305-042-0461	12	12
2805-391-4152	13	5	5305-044-4153	1	18
2805-448-1050	15	2	5305-050-9229	19	21
2805-472-2389	9	1	5305-068-0502	2	15
2805-555-2119	14	7	5305-071-2066	19	7
2805-620-0156	15	7	5305-206-1064	13	1
2805-672-9509	14	1	5305-225-3839	8	7
2805-695-2177	15	9	5305-225-8504	11	18
2805-776-0512	15	8	5305-255-9081	11	10
2805-776-8151	15	10	5305-269-3209	2	5
2805-790-7778	11	33		4	14
2805-808-5675	15	6	5305-269-3211	1	12
2805-828-9520	14	4		1	24
2805-837-1181	11	3	5305-269-3213	5	12
2805-837-1182	11	20	5305-269-3214	1	
2805-912-4316	11			1	9
2910-358-4516	11	30	5305-269-3216	1	5
2910-447-9260	11	27	5305-281-6387	12	8
2910-447-9287	9	13	5305-285-8538	11	6
2910-594-9067	11		5305-543-2866	1	7
2910-846-0943	9	16	5305-550-1310	2	5
2920-293-5212	11	2	5305-676-0120	2	
2920-356-1221	12	38	5305-685-1344	17	6
2920-511-9659	12	24	5305-751-8655	12	11
2920-620-0219	11	1	5305-753-7077	18	13
2920-714-5868	12	45	5305-782-9489	1	58
2920-790-8746	12	7	5305-794-8553	12	42
2920-883-1101	9	5	5305-809-9385	19	10
2990-383-9339	17	1	5305-820-1739	19	5
2990-389-6412	8	2	5305-855-0971	12	43
2990-400-5115	8	1	5305-943-2094	6	3
2990-422-6161	10	1	5305-958-5245	17	2
2990-624-3634	8	3	5305-958-5473	12	20
2990-718-6022	10	9	5305-983-8084	6	
3110-491-1494	2	16	5305-984-6216	6	
4030-803-0272	3	10	5305-984-6217	9	4
4320-139-3797	1	1	5305-988-1723	10	3
4320-360-0597	7	8	5305-988-1727	11	26
4320-689-1114	1	2	5306-019-3484	12	3
4320-837-7762	7	6	5306-207-9152	11	22
4320-989-3260	3	15		13	8
4330-110-3953	6		5306-207-9158	9	6
4330-983-0998	6	11	5306-225-8499	12	4
4720-115-2439	19	62	5306-299-2393	1	34
4720-718-6020	1	15		11	14
	3	32		16	6
4720-718-6023	5	2	5310-012-0380	8	6
4720-718-6024	5	3	5310-045-3296	6	
4720-718-6027	5	4	5310-080-6004	2	2
4720-922-0046	19	62	5310-087-4652	1	3
4730-010-3867	11	13		1	11
4730-145-6231	7	12		1	19
4730-287-2184	5	18		1	22
4730-289-5176	8	4		4	12
4730-360-0595	2			5	10
	3	31	5310-088-8513	1	39
	3	35		19	58
	5		5310-149-0021	9	7
	5	8	5310-188-7848	12	1
	6		5310-194-9211	17	3
4730-366-6256	11	5	5310-221-3153	2	15
4730-735-4387	6	16	5310-225-6993	1	16
4730-735-4388	2			19	35
	6		5310-234-4934	11	19
4730-735-4397	2	11	5310-261-7341	13	9
4730-800-4808	6	21	5310-269-4040	6	1
4730-812-4303	9	18		19	53
4730-908-3194	6		5310-274-9337	6	7
4820-554-8391	6	20	5310-282-7818	2	6
4820-777-6925	19	17	5310-285-8538	11	7
4820-781-4768	19	22	5310-333-7555	2	4
4930-072-6700	6	10	5310-350-4205	9	3
4930-189-5505	2		5310-407-5966	11	11

SECTION VI. INDEX-FEDERAL STOCK NUMBER AND REFERENCE NUMBER
 CROSS-REFERENCE TO FIGURE AND ITEM NUMBER

STOCK NUMBER	FIGURE NO.	ITEM NO.	STOCK NUMBER	FIGURE NO.	ITEM NO.
5310-489-6053	17	7			
5310-500-5282	2	13			
5310-576-1783	16	4			
5310-582-5765	10	4			
5310-582-5965	11	15			
5310-584-5272	19	36			
5310-616-6696	2	1			
5310-627-6128	1	8			
	1	10			
	1	20			
	1	23			
	4	13			
	5	11			
5310-637-1058	17	8			
5310-637-9541	1	4			
	7	2			
	7	10			
5310-675-5755	13	2			
5310-692-9744	20	13			
5310-732-6278	20	2			
5310-763-8921	19	3			
5310-768-0319	11	29			
5310-809-4058	17	13			
5310-809-5998	1	5A			
	1	17			
	19	8			
5310-809-8533	19	4			
5310-809-8544	17	11			
5310-809-8546	6				
5310-820-6653	19	54			
5310-823-8803	6	2			
5310-880-8199	1	26			
5310-891-1734	1	40			
	19	57			
5310-897-6082	6	13			
	19	31			
5310-905-0762	1	33			
	8	5			
5310-928-9824	12	2			
5310-934-9758	9	2			
5310-983-8483	2	14			
5315-010-6749	13	17			
5315-168-6443	3	16			
5315-200-3183	19	11			
5315-265-9197	17	16			
5315-273-7846	17	9			
5315-616-5514	13	18			
5315-753-3895	19	27			
5315-828-8190	16	1			
5315-839-2325	17	12			
5315-845-7787	19	2			
5320-243-8357	1	31			
5330-063-2506	19	38			
5330-063-9787	19	24			
5330-171-4827	6	6			
5330-217-3489	12	10			
5330-356-0940	13	4			
5330-612-2414	5				
	5	17			
	7				
	19	51			
5330-733-2208	19	16			
	19	33			
5330-841-2729	17	5			
5330-949-5426	8	10			
5340-109-7716	1	36			
5340-189-1736	6	4			
5340-256-7147	17	14			
5340-345-4838	20	14			
5360-522-2247	3	11			
5430-794-6946	19	64			
5430-794-6947	20	17			
5430-794-6958	19	39			
5910-189-5518	12	14			
5920-897-4857	3	23			
6680-197-4972	6	14A			
6680-790-6346	11	12			
6685-105-3344	6	15			
8810-132-9640	19	60			

SECTION VI. INDEX-FEDERAL STOCK NUMBER AND REFERENCE NUMBER

CROSS-REFERENCE TO FIGURE AND ITEM NUMBER

REFERENCE NO.	MFG CODE	FIGURE NO.	ITEM NO.	REFERENCE NO.	MFG CODE	FIGURE NO.	ITEM NO.
AA97-1S19	66289	11	3	H714M	81718	3	21
AB99T1S	66289	11	20	H7766M	81718	3	14
AD41	66289	15	9	1P145	81366	2	
AE74C	66289	15	3	J2430A	82796	12	9
AE74D	66289	15	2	KA59B1S	66289	18	5
AF43B	66289	15	6	KF14	66289	18	
AG26	66289	15	5	KF14-51	66289	18	10
AG31	66289	15	4	KF19A	66289	18	2
AG34B	66289	15	7	KF22	66289	18	12
AH9	66289	15	1	KF30	66289	18	
AN924-5	88044	2	6	K98	66289	18	
A2492C	21387	12	39	LJ310	66289	11	
A2492D	82796	12	13	L031B	66289	11	33
A2572	82796	12	33	LQ32	78480	9	
A575	76515	19	40	LV2563C	82796	12	36
A609	79515	19	41	L2788	82796	12	18
BB116F9	66289	11	16	MBKND352394	66289	9	1
BG170S2	66289	13	3	ME38A	66289	18	
BG171S1	66289	13	10		66289	18	7
BK121	66289	9	19	MILR857TYPE11GR11	81349	11	14
BY4631	82796	12	21		81349	16	6
B1-264B4S1	66289	11	28	MILF52308	81349	6	11
B1498D	21387	12	26	MILT0022238DME	81349	19	1
B5969	82796	12	15	MS122052	96906	9	3
B6030A	21387	12	44	MS122123	96906	1	
CA51-88S1	66289	13	12	MS15795-20	96906	6	2
CA5981	66289	18		MS16562-240	96906	19	11
C1498D	21387	12	40	MS16562-256	96906	19	19
C181-296	79960	11			96906	19	27
C2243	81718	3	13	MS16997-60	96906	6	
C5949	21387	12	25	MS20470AD2-5	96906	1	31
C5963	66289	12	31	MS20913-16	96906	5	18
C6032B	82796	12	45	MS24629-21	96906	12	43
C838M	81718	3	3	MS24665-132	96906	17	2
DA70B	66289	14		MS24665-289	96906	19	2
DA70BS1	66289	14	1	MS24665-69	96906	16	1
DB186A1SP	66289	14	4	MS25082-6	96906	2	1
DC161-1	66289	14	9	MS25384-3	96906	3	26
DC189	66289	14	8	MS27021-11	96906	5	
DC199	66289	14	10		96906	5	5
DE68	66289	14	6	MS27021-9	96906	3	37
DR30	66289	14	7		96906	5	9
D2565	82796	12	35	MS27022-5	96906	8	11
D546A	81718	3	29	MS27025-11	96906	5	
D5949A	82796	12	22	MS27025-9	96906	3	34
D6120	82796	12	28		96906	5	6
EA101W	66289	16	14	MS27026-5	96906	8	9
EA101ZS	66289	16	10	MS27026-9	96906	2	
FA42C	66289	15	8		96906	3	30
FFN836GPETYPE1STYLE1GRA	81348	16	4	MS27028-11	96906	19	50
FMPE1B7	21387	12	7	MS27028-9	96906	5	
FX1097SA	12718	19	64	MS27029-11	96906	5	16
FX887-11	12718	20	14	MS27030-5	96906	2	
FX997-12	12718	20	17		96906	3	31
FX997A2	12718	20	15		96906	3	35
GA34A	66289	13	16		96906	5	
GB49	66289	16	12		96906	5	8
GD572	66289	11	9		96906	6	
GD87C	66289	12	6	MS27030-6	96906	5	
G120B	26622	6	6		96906	5	
G2788	82796	12	19		96906	5	17
G3861	66289	12	38		96906	7	
HG201D	66289	15	10		96906	19	51
H113RA	81718	3	19	MS27183-10	96906	17	3
H1471M	81718	3	16	MS27183-14	96906	2	2
H16688	81718	3	18	MS27183-18	96906	1	17
H1670M	81718	3	4		96906	1	38
H195RB	81718	3	22		96906	19	8
H2061M	81718	3	2	MS27183-21	96906	6	2
H213RB	81718	3	7	MS27183-23	96906	19	4
H284M	81718	3	12	MS27183-5	96906	2	14
H3353M	81718	3	17	MS27183-7	96906	17	11
H3667M	81718	3	11	MS27183-8	96906	6	
H3673M	81718	3	10	MS27950-7	96906	19	
H3804A	81718	3	9	MS27952-7	96906	1	39
H4126	81718	3			96906	19	58
H428RA	81718	3	6	MS27954-4	96906	1	41
H502M	81718	3	5		96906	19	59
H5132RS	81718	3	25	MS2874-1-5L	96906	6	
H538RE	81718	3	8	MS29513-112	96906	19	16
H5482M	81718	3	24		96906	19	33
H7012M	81718	3	20				

SECTION VI. INDEX-FEDERAL STOCK NUMBER AND REFERENCE NUMBER
 CROSS-REFERENCE TO FIGURE AND ITEM NUMBER

REFERENCE NO.	MFG CODE	FIGURE NO.	ITEM NO.	REFERENCE NO.	MFG CODE	FIGURE NO.	ITEM NO.
MS3493-1	96906	3	27	OW447	78480	9	24
MS3493-2	96906	3	28	PA217	66289	18	
MS35190-251	96906	12	20	PA254	66289	13	5
MS35190-288	96906	17	2	PA264	66289	16	11
MS35206-269	96906	6		PA340	66289	16	17
MS35206-270	96906	9	4	PC368	66289	11	32
MS35206-279	96906	10	3	PC393-2	66289	17	16
MS35206-283	96906	11	26	PD10	66289	12	1
MS35297-34	96906	12	4	PD115	66289	17	8
MS35335-35	96906	1	8	PD153	66289	17	7
	96906	1	10	PD239	66289	9	10
	96906	1	20	PE112	66289	10	2
	96906	1	23	PE3	66289	11	15
	96906	4	13		66289	18	4
	96906	5	11	PE4	66289	11	11
MS35337-46	96906	1	4	PE52A	66289	12	2
MS35338-25	96906	8	6	PE55	66289	17	3
MS35338-4	96906	10	4	PE82	66289	14	3
MS35338-43	96906	6		PG1201	66289	9	11
MS35338-44	96906	11	15	PG338	66289	11	24
	96906	13	11	PH2098	66289	11	19
MS35338-45	96906	11	11	PH254	66289	13	5
MS35338-48	96906	19	36	PH256	66289	13	4
MS35338-50	96906	19	54	PH30	66289	11	7
MS35425-36	96906	6	7	PH412	66289	13	2
MS35648-4	96906	11	4	PH84	66289	17	13
MS35649-202	96906	9	2	P1121A	66289	17	
MS35690-602	96906	1		PK127A	66289	9	17
MS35691-34	96906	1	40	PK50A	66289	18	8
	96906	19	57	PK69	66289	14	5
MS35691-36	96906	6	13	PL17	66289	13	18
	96906	19	31	PL21	66289	13	17
MS35692-1208	96906	19	3		66289	16	13
MS35785-4	96906	6	20	PM117	66289	17	14
MS35842-11	96906	6		PM58E	66289	18	9
MS5021-60	96906	19	10	PM74	66289	16	3
MS51105-464	96906	19	5	P1-121	66289	17	9
MS51922-17	96906	1	3	P1800	66289	1	1
	96906	1	11	P1800-51211	14555	1	14
	96906	1	19		14555	2	
	96906	1	22	P1800-51212	14555	1	13
	96906	4	12		14555	2	
	96906	5	10	P1800-81	14555	1	15
MS51922-33	96906	1	16		14555	3	32
	96906	1	37	P1800-82	14555	5	1
	96906	19	35	P1800-86	14555	5	2
MS51922-49	96906	6	1	P1800-87	14555	5	3
	96906	19	53	P1800-88	14555	5	4
MS51957-63	96906	19	21	P4012E	79515	19	49
MS51967-11	96906	1	26	P402A	79515	19	43
MS51967-23	96906	19	3	P403	79515	19	48
MS51967-3	96906	1	33	P404	79515	19	46
	96906	8	5	P414	79515	19	44
MS51968-2	96906	11	29	P425A	79515	19	45
MS90725-109	96906	1	18	P431	79515	19	47
MS90725-36	96906	11	10	P432	79515	19	42
MS90725-40	96906	11	18	QD569A	66289	11	17
MS90725-58	96906	2		QD570A	66289	12	5
MS90725-6	96906	2	15	QD571	66289	16	8
MS90725-60	96906	1	12	QD573	66289	13	7
	96906	1	24	QD573A	66289	13	6
	96906	2	5	QD574	66289	13	11
MS90725-62	96906	4	14	QD647	66289	11	27
	96906	5	12	QD715	66289	11	
MS90725-64	96906	1		QD802	66289	11	21
	96906	1	9	Q28	66289	11	
	96906	1	12	Q2437A	66289	12	17
	96906	1	21	RB86	66289	11	
MS90725-66	96906	1	5	RC118	66289	9	16
MS90725-67	96906	1	7	RD107A	66289	18	6
MS90728-66	96906	1	5B	RD127C	66289	9	18
MS90728-68	96906	1	7	RF1225	66289	9	12
MS90729-109	96906	19	7	RJ152-251	66289	11	12
M2570	21387	12	32	RM1280A	66289	9	14
NC137	66289	10	6	RP902	66289	9	13
N2498	82796	12	10	RX2425	82796	12	30
N76B4	80749	11	25	R123-2	66289	11	12
OC53	66289	11	31	SA61	66289	11	8
OD695	66289	17	5	SA80	66289	18	11
OW352	78480	9	22	SD108	66289	12	46
OW363	78480	9	21	SD251	66289	10	8
OW418T	78480	9	20	SE153	66289	10	

SECTION VI. INDEX-FEDERAL STOCK NUMBER AND REFERENCE NUMBER
 CROSS-REFERENCE TO FIGURE AND ITEM NUMBER

REFERENCE NO.	MFG CODE	FIGURE NO.	ITEM NO.	REFERENCE NO.	MFG CODE	FIGURE NO.	ITEM NO.
SE5A	66289	9	7	153	81718	3	15
SE53A16S1	66289	10	5	1616-36400	14555	19	
SE54	66289	10		1616-36408	14555	19	61
SXY2433	21387	12	14	1890	14555	6	4
SZ2563	82796	12	34	1890-2	14555	6	5
S2568	82796	12	41	1890-3	14555	6	9
TC301-3	66289	17	10	1890-4	14555	6	12
TC321	66289	16	16	1890-5	14555	6	14
TC322-1S1	66289	16	18	1890-5A	14555	6	
TC323	66289	16	15	1890-5B	14555	6	
TC324C	66289	16	9	1890-6	14555	6	19
TC325	66289	16	7	1890-7	14555	6	18
TC332	66289	16	5	190GA1-1-2	81718	3	
T1802D	76700	8	2	193484	24617	12	3
T2477C	82796	12	29	193497	21450	2	9
T37	12718	20	16	2P109	82366	4	8
UC103A	66289	10	1	2P114	82366	4	7
US2480	82796	12	23	200B90	24869	7	13
U268B	66289	10	9	200F90	24869	5	15
VB11Z	66289	17	15	2040	82366	4	
VCZ2C	66289	17	4	2047-4-4S	01276	6	17
VE304	66289	16	2	230P107	82366	2	
VE363A	66289	17	1	277PS	82366	2	16
V1498	82796	12	16	28017	05748	7	4
WE411BS1	66289	9	15	28018	05748	7	6
WWP471	81348	8	4	280821	05748	7	14
WWP521TYP52	81348	8	12	3K1	82796	12	24
XA6	66289	17	6	31SS12B	82796	12	42
XA61	66289	9	9	37544	05748	7	9
XA64	66289	18	13	380AM	79515	19	39
XD11	66289	11	6	39527	05748	7	
XD15	66289	13	1	4-1669A	81718	3	1
XD19	66289	14	2	40005	82366	2	19
XD23	66289	11	18	41071-2	82366	4	23
XD25	66289	9	6	41633	82366	4	25
XD4	66289	11	22	420447	21450	12	27
	66289	13	8	43200L4	82366	2	
XD6	66289	1	34	43200R4	82366	2	
	66289	11	14	43260-1L	82366	2	
XD7	66289	18	3	43260-1R	82366	2	20
XED16	11583	11	2	432721L	82366	2	
XJ58	66289	10	7	432721R	82366	2	3
XK118	66289	11	5	43277	82366	2	17
XK3B	66289	11	13	43279	82366	2	
YD259	66289	11	1	43281	82366	2	
YD89BC	66289	9	5	43284-1	82366	2	
02417	05748	7	3	43285	82366	2	
02502	05748	7	1	43290	82366	2	8
02604	05748	7	2	43292	82366	2	21
	05748	7	10	43294	82366	2	10
03207	05748	7	12	43295	82366	2	23
050205	06840	6	10	43296L	82366	2	
05364	05748	7	11	43296R	82366	2	18
06096	78480	9	23	43297L	82366	2	
08030	05748	7	5	43297R	82366	2	22
08053	05748	7	7	43299	82366	2	12
08054	05748	7	7	4412-4-5	01276	6	
10S10D	82796	12	8	47727	82366	2	7
103P35	82366	4	6	5-14-364-19	97403	19	37
1097-5	12718	20	9	5-14-364-27	97403	19	15
1097-8	12718	20	7	5-14-364-36	97403	19	56
1097A3	12718	20	10	5-14-364-54	97403	19	17
1097A4	12718	20	8	5-14-364-60	97403	19	29
1097SA1	12718	20	6	5-14-364-62	97403	19	
11S	77414	5		5-14-364-64	97403	19	32
110-6	17807	5		5-14-364-67	97403	19	62
	17807	19	52	5-14-364-68	97403	19	63
110032	81859	8	3	5-14-364-69	97403	19	26
11193A	79960	11	30	5-14-364-70	97403	19	62
115-156	01400	9	8	5-14-365-16	97403	19	55
13208E9128	97403	6	15	5-14-365-25-1	97403	19	12
13216E1890	97403	6		5-14-365-25-2-4	97403	19	14
13217E5362	97403	6	14A	5-14-365-25-3	97403	19	13
13217E6311	97403	6	22	5-14-365-28-2	97403	19	9
13613	82366	4	22	5-14-365-28-3	97403	19	6
14016	82366	4	21	5-14-365-36-347	97403	19	
14058-2	82366	4	18	5-14-365-52-1	97403	19	28
150B90	2489	2		5-14-365-54-1	97403	19	25
	24869	6		5-14-365-54-2	97403	19	23
151P85	82366	4	5	5-14-365-54-3	97403	19	20
15118	60038	13	15	5-14-365-54-5	97403	19	22
15250	60038	13	14	5-14-365-54-7	97403	19	18

SECTION VI. INDEX-FEDERAL STOCK NUMBER AND REFERENCE NUMBER
 CROSS-REFERENCE TO FIGURE AND ITEM NUMBER

REFERENCE NO.	MFG CODE	FIGURE NO.	ITEM NO.	REFERENCE NO.	MFG CODE	FIGURE NO.	ITEM NO.
5-14-365-55	97403	19	24				
5-14-365-65	97403	19	34				
5-14-365-9	97403	19	38				
5-14-512-13	97403	8	1				
5-14-512-23	97403	1	6				
5-14-512-3	97403	1	2				
5-14-512-6	97403	1	36				
5-14-512-8	97403	1					
5-14-513-2-25L	97403	1	30				
5-14-513-2-26	97403	1					
	97403	1	35				
5-14-513-2-32	97403	1	32				
5-14-513-25R	97403	1	29				
5-14-514-5	97403	5	13				
5-14-514-5-1	97403	5	14				
5-14-514-6-238	97403	1					
5-14-514-6-47	97403	1					
5-14-515-10-1	97403	8	8				
5-14-515-10-5	97403	8	10				
5-14-515-8-1-3	97403	1	28				
5-14-515-8-4	97403	1	27				
5-14-516-9-32	97403	5					
5-14-516-9-33	97403	5					
5-14-516-9-34	97403	5					
5-14-516-9-36	97403	5					
5-14-516-9-37	97403	3	36				
5-14-517-2	97403	1	25				
580P30	82366	4	16				
580P35	82366	4	4				
580P45	82366	4	1				
616W	81718	3	23				
635AMA	81718	5	7				
	81718	6	16				
6400	81718	2	11				
8S4U	82796	12	12				
8S5U	82796	12	11				
8022	05748	7	8				
887-22	12718	20	11				
887-23A	12718	20	5				
887-23B	12718	20	4				
887-23C	12718	20	2				
887-23D	12718	20	1				
887-23E	12718	20	3				
887-7	12718	20	13				
9S	77414	3	33				
9571	82366	4	15				
9611	82366	4	19				
9616	82366	4	3				
9643	82366	4	10				
9672	82366	4	11				
9673	82366	4	17				
9674	82366	4	20				
9685	82366	4	9				
9813	82366	4	2				
9835	82366	4	24				
997R6	12718	21	12				

By Order of the Secretary of the Army:

CREIGHTON W. ABRAMS,
General, United States Army,
Chief of Staff.

Official:

VERNE L. BOWERS
Major General, United States Army,
The Adjutant General.

Distribution:

To be distributed in accordance with DA Form 12-25A, (qty rqr block no. 154) Organizational maintenance requirements for Petroleum Distribution.

TM 5-4930-228-24P TANK AND PUMPING UNIT; LIQUID DISPENSING; FOR TRUCK MTD-1972

PIN: 005967-000